



Flash Eurobarometer 506

EU's response to the war in Ukraine

Report



Fieldwork:

April 2022

Publication:

May 2022

Survey requested and coordinated by the European Commission,
Directorate-General for Communication

This document does not represent the point of view of the European Commission. The interpretations and opinions contained in it are solely those of the authors.

Flash Eurobarometer 506 – Ipsos European Public Affairs



Flash Eurobarometer 506

Report

EU's response to the war in Ukraine

April 2022

Survey conducted by Ipsos European Public Affairs at the request of the European Commission,
Directorate-General for Communication

Survey coordinated by the European Commission, Directorate-General for Communication
(DG COMM "Media Monitoring and Eurobarometer" Unit)

Project title	Flash Eurobarometer 506 EU's response to the war in Ukraine – April 2022 Report
Linguistic version	EN
Catalogue number	NA-07-22-247-EN-N
ISBN	978-92-76-52314-7 10.2775/260873

© European Union, 2022

<https://europa.eu/eurobarometer>

Table of contents

Introduction	1
Key findings.....	3
Section 1. General attitudes towards the war in Ukraine	5
1.1. Interest in the war in Ukraine	5
1.2. Concern about the war in Ukraine	9
1.3. Sentiments towards Ukraine and Russia	11
Section 2. Opinions on the response of public authorities	17
2.1. General satisfaction with response.....	17
2.2. General opinions on the EU's response.....	21
2.3. Opinions on specific EU measures.....	25
2.4. Support for EU measures related to energy	30
Section 3. Willingness to cut down on energy consumption	35
Section 4. Trust in sources of information about the war	40
Technical specifications.....	44
Questionnaire	46
Data annex.....	50

Introduction

On 24 February 2022, the Russian armed forces launched a large-scale invasion of Ukraine. As a result of this unprovoked and unjustified aggression, substantial areas of the Ukrainian territory became areas of war from which many persons are fleeing. The European Commission supports Ukraine¹ with emergency assistance and is closely cooperating with Ukraine's neighbouring countries to support them in providing protection for people fleeing the invasion. In addition, the European Union has adopted a comprehensive and robust package of sanctions against Russia and the European Commission has proposed the 'REPowerEU' action plan, aimed at making Europe independent from Russian fossil fuels well before 2030.²

A Flash Eurobarometer survey was commissioned by the European Commission's Directorate-General for Communication, with the aim to obtain input from citizens in the European Union (EU) regarding their attitudes on the EU's response to the war in Ukraine.

This Flash Eurobarometer explores the following topics:

- General attitudes to the war in Ukraine, including awareness and concern about the war, as well as sentiments towards Ukraine and Russia;
- Opinions on the response of public authorities, including general satisfaction with the response of authorities and citizens, opinions on the EU response in general and specific EU measures, as well as support for EU measures aimed at securing energy supply and mitigating rising energy prices;
- Europeans' willingness to cut down on their energy consumption via a range of different actions; and
- Trust in sources of information about the war in Ukraine, such as European authorities, national authorities, NGOs, journalists and social media.

On behalf of the European Commission, Directorate-General for Communication, Ipsos European Public Affairs interviewed a representative sample of EU citizens, aged 15 and over, in each of the 27 Member States of the EU. Between 13 April and 20 April 2022, 26 066 interviews were conducted via computer-assisted web interviewing (CAWI), using Ipsos online panels and their partner network. Survey data presented in this report are weighted to known population proportions. The EU27 averages are weighted according to the size of the 15+ population of each country. A technical note on the methods applied to conduct the survey is appended as an annex to this report.

¹ https://ec.europa.eu/info/strategy/priorities-2019-2024/stronger-europe-world/eu-solidarity-ukraine_en

² <https://ec.europa.eu/commission/presscorner/api/files/attachment/871871/Factsheet%20-%20REPowerEU.pdf.pdf>

Notes:

- 1) Survey results are subject to sampling tolerances meaning that not all apparent differences between groups may be statistically significant. Thus, only differences that are statistically significant (at the 5% level) – i.e. where it can be reasonably certain that they are unlikely to have occurred by chance – are highlighted in the text.
- 2) Percentages may not add up to 100%, as they are rounded to the nearest percent. Due to rounding, it may also happen that the percentages for separate response options shown in the charts do not exactly add up to the totals shown in charts and tables, or mentioned in the text. Response percentages will exceed 100% if the question allowed respondents to select multiple responses.
- 3) In this report, countries are referred to by their official abbreviation. The abbreviations used in this report correspond to:

BE		Belgium	LT		Lithuania
BG		Bulgaria	LU		Luxembourg
CZ		Czechia	HU		Hungary
DK		Denmark	MT		Malta
DE		Germany	NL		Netherlands
EE		Estonia	AT		Austria
IE		Ireland	PL		Poland
EL		Greece	PT		Portugal
ES		Spain	RO		Romania
FR		France	SI		Slovenia
HR		Croatia	SK		Slovakia
IT		Italy	FI		Finland
CY		Rep. of Cyprus*	SE		Sweden
LV		Latvia			

* Cyprus as a whole is one of the 27 EU MS. However, the 'acquis communautaire' has been suspended in the part of the country which is not controlled by the government of the Republic of Cyprus. For practical reasons, only the interviews carried out in the part of the country controlled by the government of the Republic of Cyprus are included in the 'CY' category.

Key findings

Opinions on the response of public authorities

- Opinions about the various elements of the EU's reaction to the war in Ukraine tend to be positive. For example, about eight in ten respondents agree that since the war started the EU has shown solidarity with Ukraine; this includes 23% who totally agree and 55% who tend to agree. In addition, more than six in ten agree that the EU has been united in responding to the war and almost the same proportion agree that the EU was fast in responding to the war.
- Support for EU economic, military and humanitarian aid to Ukraine is similarly high: 93% approve providing humanitarian support to the people affected by the war and 88% approve welcoming in the EU people fleeing the war.
- Eight in ten respondents approve economic sanctions against Russia, including 55% who fully approve and 25% who tend to approve.
- About two-thirds of respondents approve financing the purchase and supply of military equipment to Ukraine, including 33% who fully approve and 34% who tend to approve. However, country differences are pronounced: whereas 90% approve this measure in Finland, this applies to 30%-31% of respondents in Bulgaria and Cyprus respectively.
- All in all, about half of respondents are satisfied with how the national authorities in their country, the EU authorities, NATO and the United States have reacted (between 47% and 54%). Satisfaction with how the United Nations reacted is overall the lowest (40%).
- More than eight in ten find that the EU should reduce its dependency on Russian gas and oil as soon as possible, with a majority (56%) totally agreeing with this aim (29% tend to agree).
- Support for existing or potential EU measures aimed at securing energy supply and mitigating rising energy prices is high. For example, 85% agree that the EU should take measures to increase the energy efficiency of buildings, transport and goods (45% totally agree, 40% tend to agree), that the war in Ukraine makes it more urgent for EU Member States to invest in renewable energies (50% totally agree and 34% tend to agree) and that EU Member States should jointly buy gas from other countries in order to get a better price (49% totally agree and 36% tend to agree).
- Most also agree that the war in Ukraine shows the need for greater military cooperation within the EU (37% totally agree, 39% tend to agree). More than half of respondents share this opinion in all Member States.

General attitudes towards the war in Ukraine

- Close to nine in ten respondents follow news about the war in Ukraine either several times a day (41%), once a day (29%) or several times a week (19%). The proportion of respondents following news about the war several times a week or more often is above 70% in all Member States.

- The high interest in the war in Ukraine is reflected by a high level of concern about the war. More than eight in ten respondents agree to be personally worried about the war in Ukraine, including 37% who totally agree and 44% who tend to agree.
- Opinions about Ukraine tend to be positive. About nine in ten respondents feel sympathy towards Ukrainians (54% totally agree and 35% tend to agree). More than six in ten find that Ukraine should join the EU when it is ready (30% totally agree and 36% tend to agree). More than half agree that Ukraine should join the EU when it is ready in all countries except for Hungary (where 47% agree).
- An overwhelming majority of respondents either totally (52%) or tend to agree (26%) that Russian authorities are responsible for the current situation. Bulgaria and Cyprus are the only two countries where a (relative) majority disagree that Russian authorities are responsible for the war (46% and 52%, respectively).

Willingness to cut down on energy consumption

- The great majority of respondents are prepared to take at least some actions to cut down on their energy consumption and bills; 3% are not prepared to take any action.
- Actions respondents are most willing to take include turning off lights when leaving a room for a while, at home or at work (73%), unplugging electronic appliances when not in use (61%), or reducing the room temperature at home or at work (52%).
- However, fewer respondents are prepared to take some of the more costly actions/ actions with a higher impact on personal life. For example, 31% are ready to either install equipment at home to control and reduce their energy consumption or add better insulation in their home.

Trust in sources of information about the war

- Close to two-thirds of respondents either trust a lot (12%) or tend to trust (52%) information from European authorities about the war. With regard to national authorities, these figures are 13% for 'trust a lot' and 50% for 'tend to trust'.
- More than half of respondents also trust journalists (whom 10% trust a lot and 46% tend to trust) and NGOs (11% and 42%) as a source of information about the war in Ukraine.
- Trust in social media as a source of information about the war is much lower: 28% trust social media versus 63% who do not, including 25% who do not trust social media at all.

Section 1. General attitudes towards the war in Ukraine

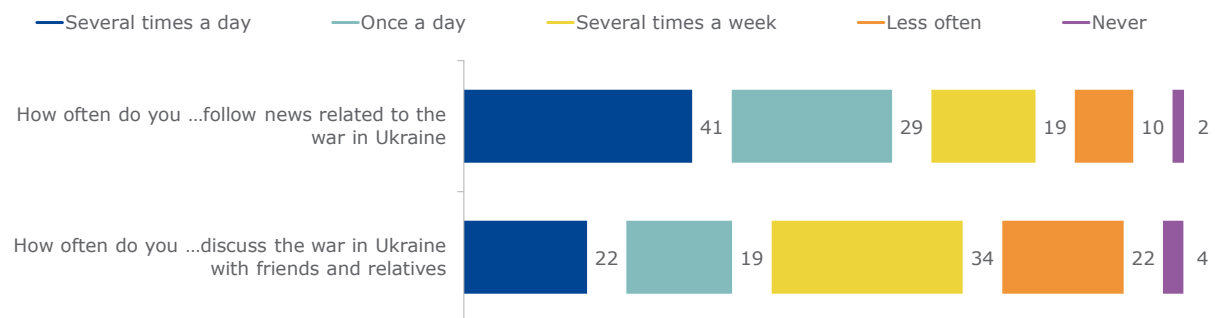
1.1. Interest in the war in Ukraine

The results of the survey show that EU citizens tend to closely follow the news related to the war in Ukraine and frequently discuss it with their friends and relatives.

More than two-thirds of respondents follow news related to the war in Ukraine several times a day (41%) or once a day (29%). A further 19% follow it several times a week, implying that **close to nine in ten follow news related to the war in Ukraine at least several times a week**. 10% follow it less often and just 2% reply they never follow news related to the war in Ukraine.

Three-quarters of respondents **discuss the war in Ukraine with friends and relatives on a weekly basis**, including 22% who do so several times a day, 19% who do so daily and 34% who discuss the war with friends and relatives several times a week. 22% discuss the war with friends and relatives 'less often'. A small share (4%) never discuss the war in Ukraine with friends and relatives.

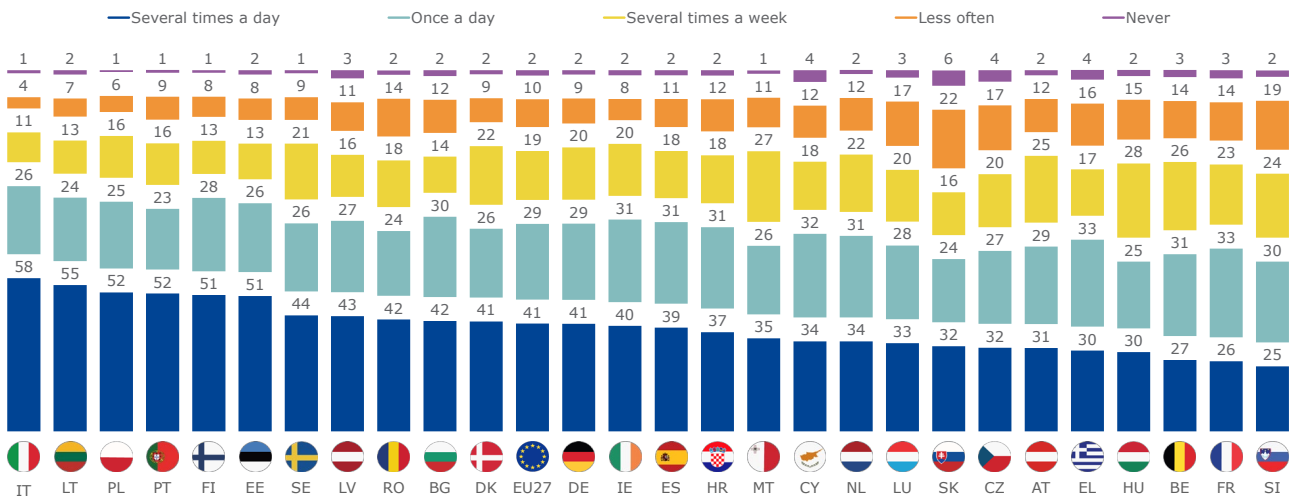
Q1 How often do you...? (% EU27)



Base: all respondents (n=26 066)

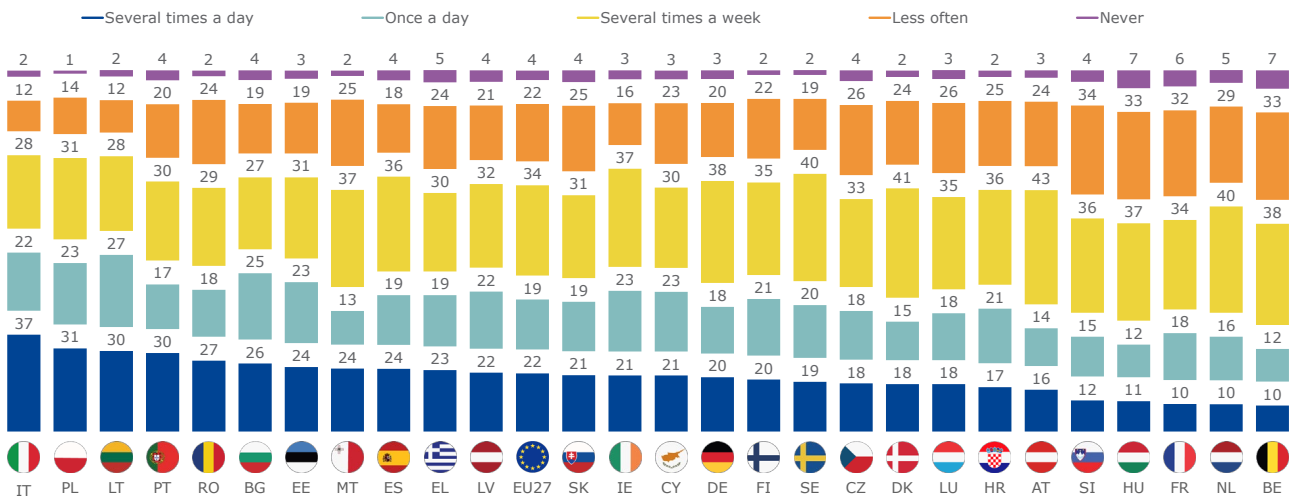
The high level of interest in the war in Ukraine is visible across all EU Member States. The proportion of respondents following news about the war in Ukraine several times a week or more often is above 70% in all countries. In all countries 60% or more discuss the war in Ukraine with friends or relatives several times a week or more often. In all countries, 6% or less say they never follow news related to the war in Ukraine and 7% or less never discuss the war with friends and relatives.

Q1 How often do you...**follow news related to the war in Ukraine?** (% by country)



Base: all respondents (n=26 066)

Q1 How often do you...**discuss the war in Ukraine with friends and relatives?** (% by country)



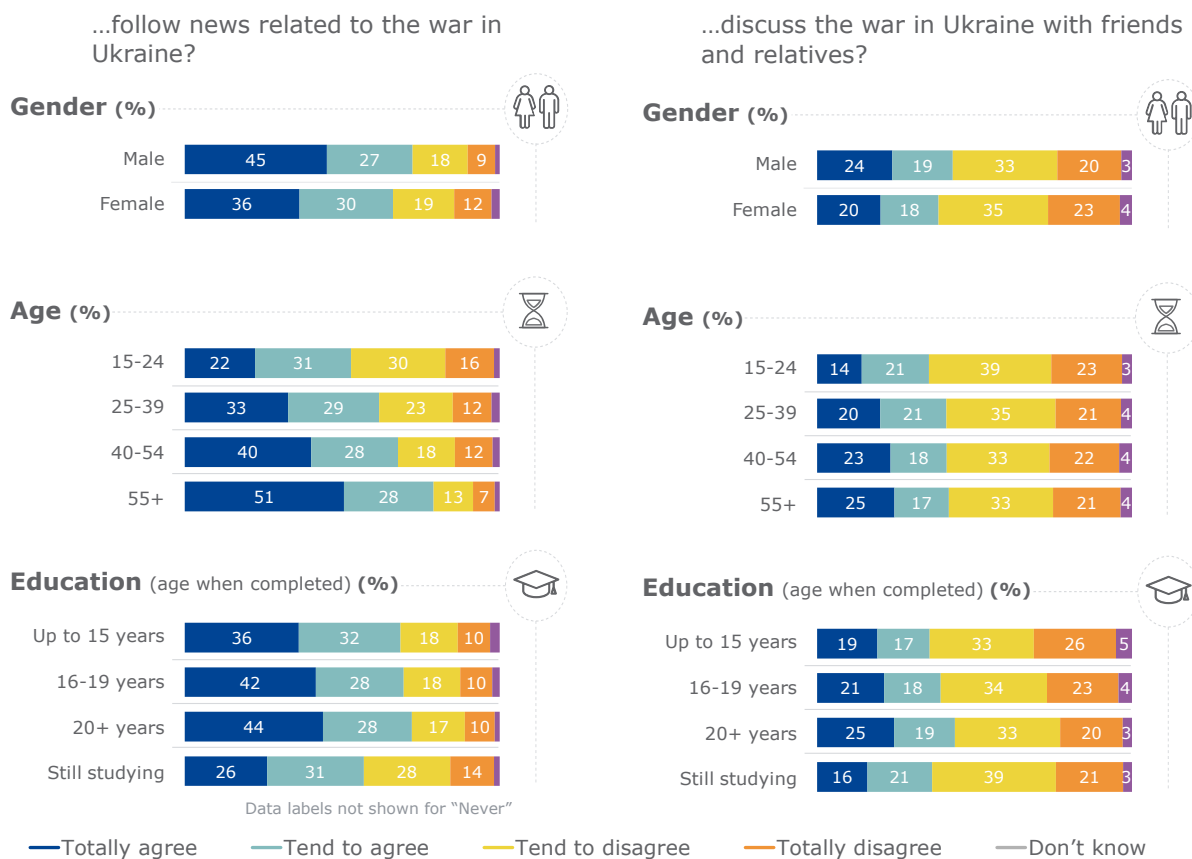
Base: all respondents (n=26 066)

Nevertheless, there are also substantial country differences. In six countries, more than half of respondents follow news related to the war in Ukraine several times a day – this includes Estonia, Finland (both 51%), Poland, Portugal (both 52%), Lithuania (55%) and Italy (58%). By contrast, less than one in three do so in Slovenia (25%), France (26%) and Belgium (27%). The proportion of respondents discussing the war in Ukraine with friends and relatives several times a day ranges from 10% in Belgium, France and the Netherlands to 37% in Italy.

Socio-demographic considerations

Male respondents are more likely than their female counterparts to frequently follow news related to the war in Ukraine or to frequently discuss the war with friends and family.³ Notably, 45% of male respondents follow news about the war several times a day, compared to 36% of female respondents. However, in terms of overall likelihood of following news about the war in Ukraine or discuss this with friends and family, gender differences are minor (3%-4% of female respondents never follow news about Ukraine or never discuss this with friends and family, compared to 1%-3% of their male counterparts).

Q1 How often do you...? (% Total 'Agree' by socio-demographics)



Base: all respondents (n=26 066)

³ In the survey questionnaire, when asked with which gender they identify the most, respondents could also select 'in another way'. Due to a low base size for this group, the analysis looks at females and males only.

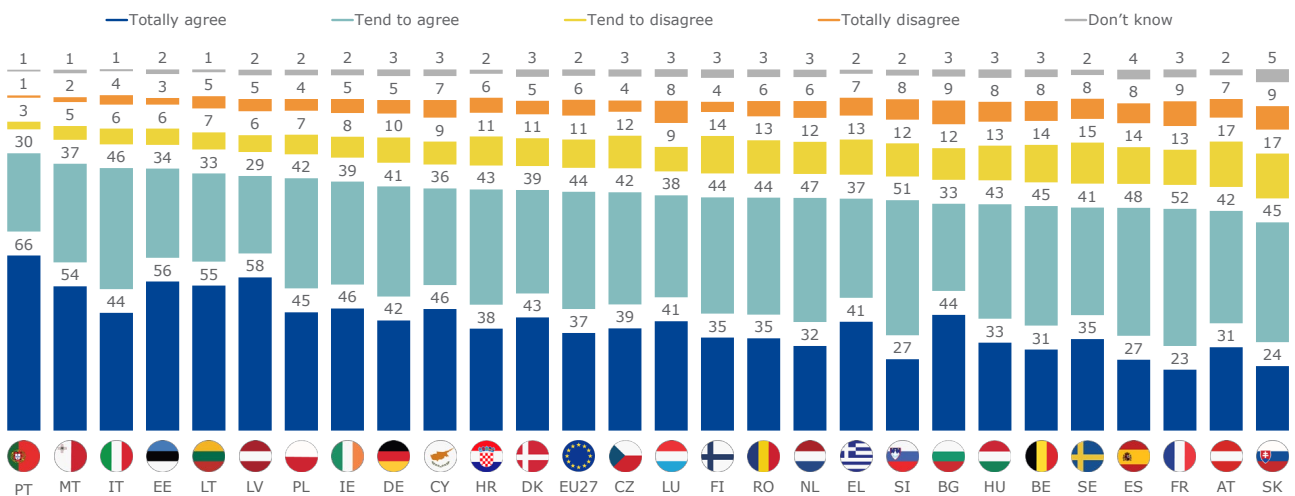
The older respondents are, the more likely they are to be frequent news consumers about the war in Ukraine. Among respondents aged 55 and above, 51% follow news related to the war in Ukraine several times a day, compared to 40% of those aged 40-54, 33% of those aged 25-39 and 22% of those aged 15-24. Younger respondents are more likely to follow the news about the war less intensively (just 2% of those aged 15-24 do not follow it at all). For example, 30% of respondents aged 15-24 follow news about the war several times a week, compared to 23% of those aged 25-39, 18% of those aged 40-54 and 13% of those aged 55 and older. The same age-related patterns are visible with regard to discussing the war in Ukraine with friends and relatives.

Higher educated respondents are more likely to be frequent consumers of news about the war in Ukraine. Of those who completed their education aged 16-19 or 20 and above, 42%-44% follow the news about the war several times a day, compared to 36% of those who completed their studies aged 15 or younger. However, as is the case with regard to gender and age, education has a limited influence on the overall likelihood of following the news about Ukraine (3% of respondents who completed their education aged 15 or younger never do so). The same variation between respondents of different levels of education is visible with regard to discussing the war in Ukraine with friends and relatives.

1.2. Concern about the war in Ukraine

The high interest in the war in Ukraine is reflected by a high level of concern about the war in Ukraine. **More than eight in ten respondents agree with the statement 'I am personally worried about the war in Ukraine'** (37% totally agree and 44% tend to agree). The share disagreeing with this statement consists of 11% who tend to disagree and 6% who totally disagree.

Q3 How much do you agree or disagree with each of the following statements?
I am personally worried about the war in Ukraine (% by country)



Base: all respondents (n=26 066)

In all 27 Member States, more than two-thirds of respondents are personally worried about the war in Ukraine. The proportion agreeing with the statement 'I am personally worried about the war in Ukraine' varies between 69% in Slovakia and 95% in Portugal.⁴ Besides respondents in Portugal, nine in ten – or more – respondents are worried about the war in Malta (92%), and in Estonia and Italy (both 90%).

⁴ Due to rounding, the percentages shown in the charts do not always exactly add up to the totals mentioned in the text.

Socio-demographic considerations

Concern about the war in Ukraine is somewhat higher among female respondents than among their male counterparts (83% vs 78% agree to be personally worried about the war).

The older respondents are, the more likely they are to be concerned about the war in Ukraine. Of those aged 55+, 87% agree to be concerned, compared to 80% of those aged 40-54, 76% of those aged 25-39 and 72% of those aged 15-24. Education has no significant impact on the likelihood to be concerned about the war.

Q3 How much do you agree or disagree with each of the following statements?
I am personally worried about the war in Ukraine (% by socio-demographics)

	Total 'Agree'
EU27	81
Men	78
Women	83
15-24	72
25-39	76
40-54	80
55+	87

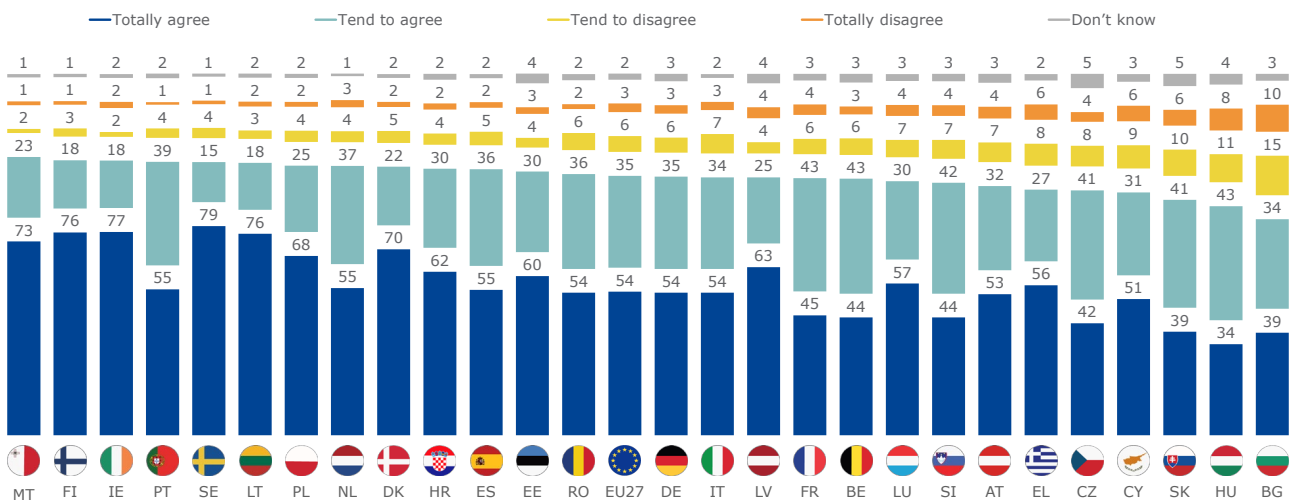
Base: all respondents (n=26 066)

1.3. Sentiments towards Ukraine and Russia

Attitudes towards Ukraine and the Ukrainian people tend to be those of sympathy. **About nine in ten respondents agree they feel sympathy towards Ukrainians**, including 54% who totally agree and 35% who tend to agree. About seven in ten respondents see Ukraine as part of the European family: 31% totally agree this is the case, while 40% tend to agree. Of the remainder, 14% tend to disagree Ukraine is part of the European family, 8% totally disagree and 8% don't know. A clear majority also agree that Ukraine should join the EU when it is ready, including 30% who totally agree and 36% who tend to agree. Of those not agreeing, 12% tend to disagree, 10% totally disagree and 12% don't know.

The proportion agreeing they feel **sympathy towards Ukrainians** is above seven in ten in all countries, ranging from 72% in Bulgaria, 77% in Hungary and 80% in Slovakia, to 94% in Finland, Ireland, Lithuania, Portugal and Sweden, and 96% in Malta.⁵ In Finland, Ireland, Lithuania and Sweden, more than three-quarters of respondents totally agree they feel sympathy towards Ukrainians (76%, 77%, 76% and 79%, respectively).

Q3 How much do you agree or disagree with each of the following statements?
I feel sympathy towards Ukrainians (% by country)

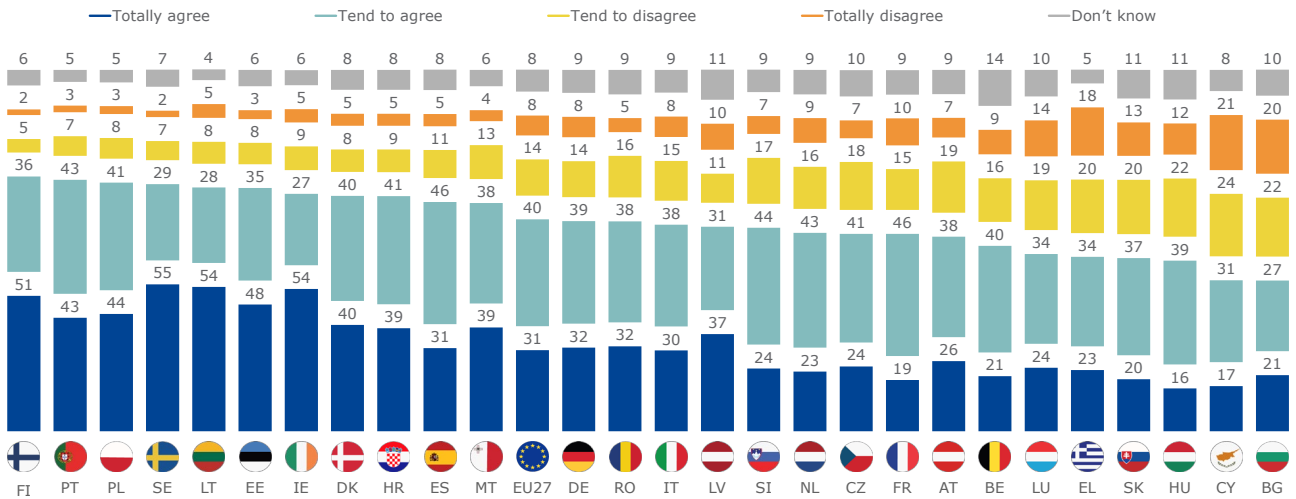


Base: all respondents (n=26 066)

⁵ Due to rounding, the percentages shown in the charts do not always exactly add up to the totals mentioned in the text.

An absolute majority agree that **Ukraine is part of the European family** in all but two countries (Bulgaria and Cyprus, although also in these two countries a *relative* majority agree). Proportionally, the share agreeing that Ukraine is part of the European family ranges from 48% in both Bulgaria and Cyprus, to 84% in Sweden, 85% in Poland, 86% in Portugal and 87% in Finland.

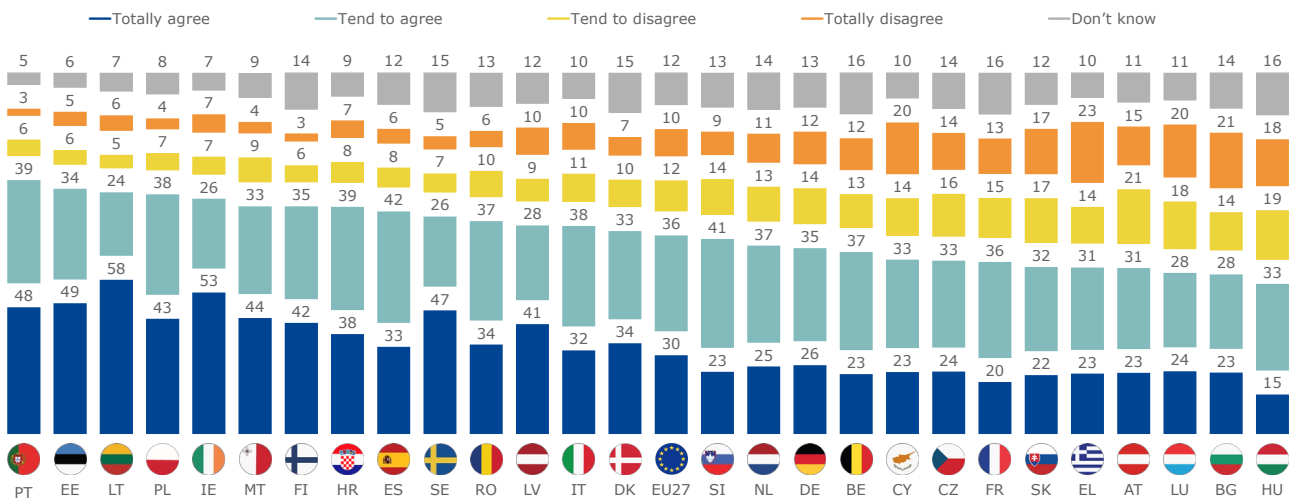
Q3 How much do you agree or disagree with each of the following statements?
Ukraine is part of the European family (% by country)



Base: all respondents (n=26 066)

More than half agree that **Ukraine should join the EU when it is ready** in all countries except in Hungary (where 47% agree).⁶ The largest share of respondents agreeing that Ukraine should join the EU when it is ready is observed in Portugal (87%), followed by Estonia (83%), Lithuania (82%) and Poland (81%). The largest proportions *disagreeing* that Ukraine should join the EU when it is ready are found in Luxembourg (38%), Greece (37%), Hungary (36%), Austria and Bulgaria (both 35%), and Cyprus and Slovakia (both 34%).

Q3 How much do you agree or disagree with each of the following statements?
Ukraine should join the EU when it is ready (% by country)



Base: all respondents (n=26 066)

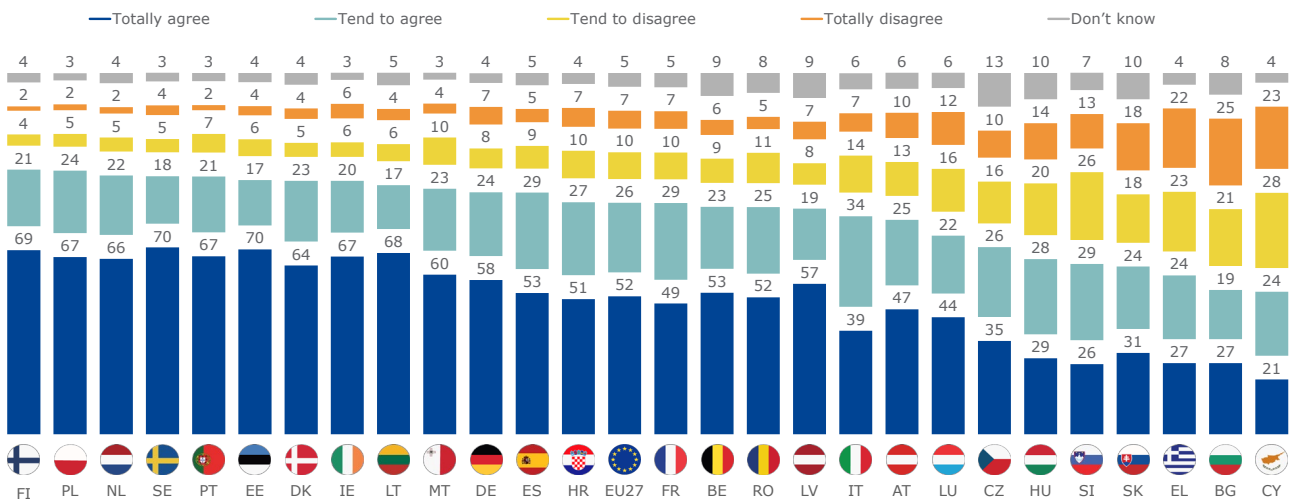
⁶ Due to rounding, the percentages shown in the charts do not always exactly add up to the totals mentioned in the text.

An overwhelming majority of respondents hold Russian authorities responsible for the war in Ukraine: 52% of respondents totally agree that Russian authorities are responsible first and foremost for the current situation and 26% tend to agree. The remainder encompasses 10% who tend to disagree, 7% who totally disagree and 5% who don't know whether Russian authorities are responsible first and foremost for the current situation.

Although most respondents find Russia responsible for the current situation, **a clear majority (81%) agree that a distinction should be made between the Russian leadership and Russian people;** this includes 43% who totally agree and 39% who tend to agree. The proportion not agreeing that a distinction should be made between the Russian leadership and Russian people includes 10% who tend to disagree, 4% who totally disagree and 5% who don't know.

In 19 Member States, more than seven in ten respondents agree that **Russian authorities are responsible first and foremost for the current situation.** The only countries where less than half agree are Bulgaria and Cyprus. The largest shares agreeing that Russian authorities are responsible first and foremost for the current situation are observed in Finland and Poland (90%-91%). Bulgaria and Cyprus are the only two countries where a (relative) majority disagree that Russian authorities are responsible first and foremost for the current situation (46% and 52%, respectively).

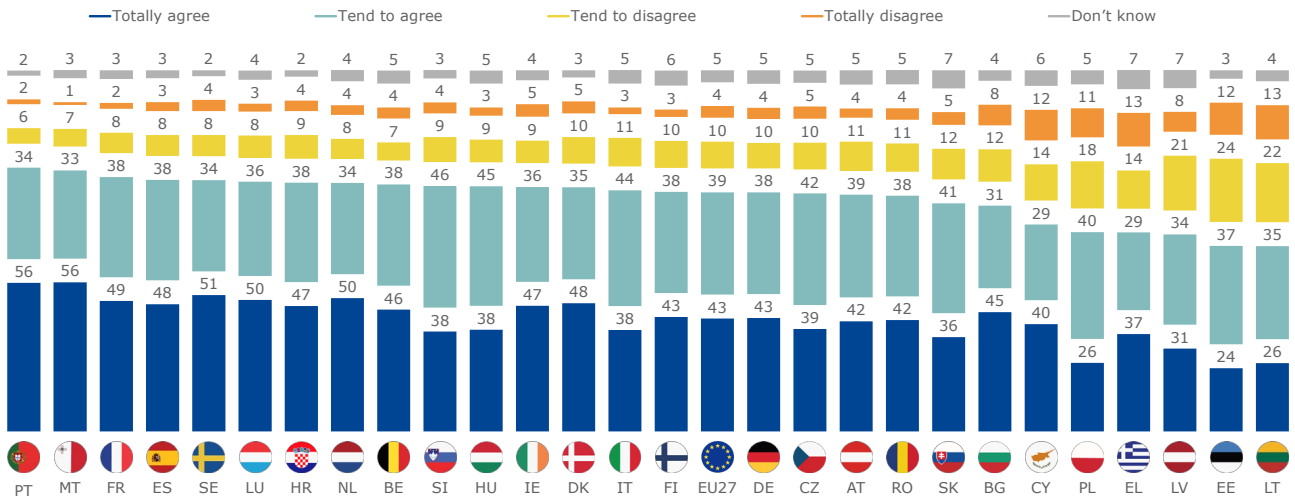
Q3 How much do you agree or disagree with each of the following statements?
Russian authorities are responsible first and foremost for the current situation
(% by country)



Base: all respondents (n=26 066)

The share agreeing that **a distinction should be made between the Russian leadership and Russian people** is the lowest in the three Baltic states: Estonia and Lithuania (both 61%) and Latvia (65%). It is highest in Malta (89%) and Portugal (90%).

Q3 How much do you agree or disagree with each of the following statements?
A distinction should be made between the Russian leadership and Russian people
(% by country)



Base: all respondents (n=26 066)

Socio-demographic considerations

Older respondents are more likely to feel sympathy towards Ukrainians – 93% of those aged 55 and above agree they feel sympathy towards Ukrainians, compared to 88% of those aged 40-54 and 83%-85% of those aged 15-24 or 25-39. The oldest respondents are also more likely than those in the younger age groups to find that Ukraine is part of the European family – 75% of those aged 55+ agree with this, compared to 67%-70% in the three younger age groups. Respondents aged 40-54 are less likely than those in both younger and older age groups to agree that Ukraine should join the EU when it is ready (62% agree versus 65%-68% in the 15-24, 25-39 and 55+ age groups).

Older respondents are also more inclined to think that Russian authorities are responsible first and foremost for the current situation – 81% of those aged 55+ agree with this, compared to 75%-77% of those in the younger age groups. Similarly, the respondents aged 55 and above more often find that a distinction should be made between the Russian leadership and Russian people – 84% agree with this, versus 79%-80% in the younger age groups.

Female and male respondents and respondents with different levels of education do not differ substantially in terms of their opinions about Ukraine or Russia.

Q3 How much do you agree or disagree with each of the following statements?
(% **Total 'Agree'** by socio-demographics)

	I feel sympathy towards Ukrainians	Ukraine is part of the European family	Ukraine should join the EU when it is ready	Russian authorities are responsible first and foremost for the current situation	A distinction should be made between the Russian leadership and Russian people
EU27	89	71	66	78	81
Gender					
Men	87	70	67	78	80
Women	90	71	65	79	82
Age					
15-24	83	70	67	75	79
25-39	85	68	65	75	79
40-54	88	67	62	77	80
55+	93	75	68	81	84
Education (age when completed)					
Up to 15	88	70	66	78	81
16-19	89	70	65	78	81
20+	90	72	66	79	81
Still studying	86	71	68	77	84

Base: all respondents (n=26 066)

Section 2. Opinions on the response of public authorities

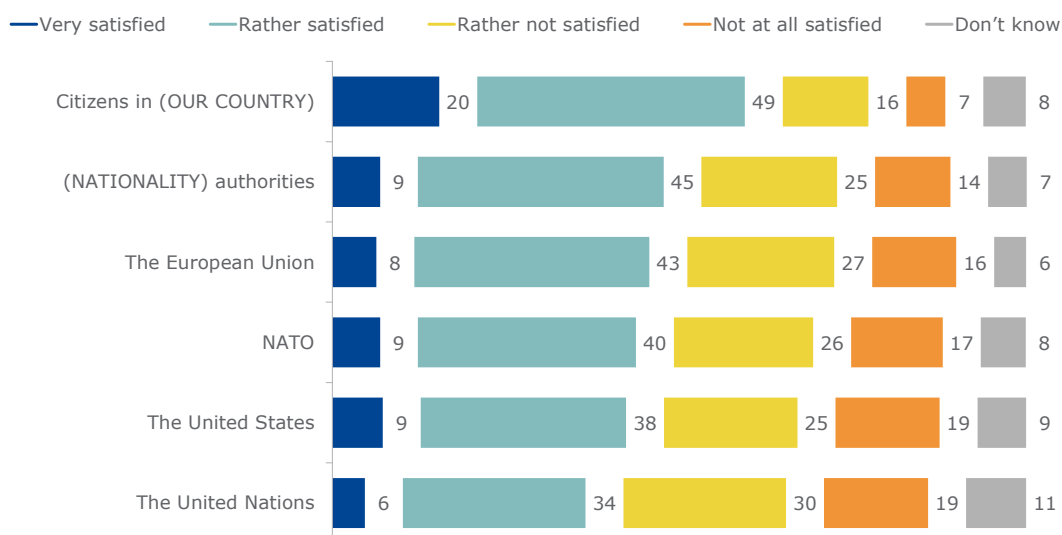
2.1. General satisfaction with response

More than two-thirds of respondents are satisfied with how citizens in their country have reacted to the war in Ukraine, including 20% who are very satisfied and 49% who are rather satisfied with the reaction of their fellow citizens (8% don't know).

Satisfaction with how public authorities have reacted to the war in Ukraine is lower. **About half of respondents are satisfied with how the national authorities in their country, the EU authorities, NATO and the United States have reacted** (between 47% and 54%). This mainly consists of respondents who are *rather* satisfied with how these authorities reacted; a smaller share (8%-9%) are *very* satisfied. The proportion of respondents who are *not* satisfied with the response to the war in Ukraine varies between 39% for the national authorities, to 43% for the EU and NATO, and 44% for the United States.

Satisfaction with the response of the United Nations to the war in Ukraine is lower than that for the other public authorities – at 40%. This can partly be explained by a slightly higher level of 'don't know' responses for this institution (11%), which might be related to the limited visibility of the UN in the conflict so far. Nevertheless, one in two respondents (49%) explicitly indicate they are not satisfied with the response of the UN to the war in Ukraine.

Q2 How satisfied or dissatisfied are you with the way the following have reacted to the war in Ukraine? (% by EU27)



Base: all respondents (n=26 066)

At country level, **respondents in Bulgaria, Cyprus and Greece are the least likely to be satisfied with the response of the different authorities.** Respondents in Denmark are on average the most satisfied, followed by those in a broader group of countries that includes Finland, Lithuania, the Netherlands, Poland and Romania.

- The proportion of respondents being satisfied with how national authorities in their country have reacted to the war in Ukraine ranges from 28% in Bulgaria, 31% in Greece and 38% in Cyprus and Slovakia, to 75% in Denmark, 76% in Estonia and 80% in Finland.
- A similar trend is visible with regard to the EU's response to the war, where satisfaction ranges from 29% in Greece, 32% in Bulgaria and 33% in Cyprus, to 63% in Romania, 65% in Finland and 67% in Denmark.
- With regard to the response of the NATO, respondents in Cyprus (18%), Greece (24%) and Bulgaria (30%) are again the least likely to be satisfied, while those in Denmark (69%) are the most likely to be satisfied.
- Concerning the response of the United States, respondents in Cyprus (19%), Greece (23%) and Bulgaria (25%) are again the least likely to be satisfied, while those in Poland (73%) and Denmark (65%) are the most likely to be satisfied.
- Satisfaction with the response of the United Nations to the war in Ukraine is below 50% in all countries except for Denmark (55%) and Romania (54%). Once again, least satisfied about the response of the United Nations are respondents in Cyprus (18%) and Greece (19%).

The country level pattern of the satisfaction with the response of fellow citizens is similar to that of the satisfaction with public authorities: The least satisfied with how citizens in their country reacted to the war in Ukraine are respondents in Bulgaria (49%), Greece (52%) and Cyprus (54%), this time preceded by those in Slovakia (45%). Most satisfied with the response of their compatriots are respondents in Poland (88%), Estonia (85%) and Finland (83%).

Q2 How satisfied or dissatisfied are you with the way the following have reacted to the war in Ukraine? (% **Total 'Satisfied'** by country)

		Citizens in (OUR COUNTRY)	(NATIONALITY) authorities	The European Union	NATO	The United States	The United Nations
EU27		69	54	52	49	47	40
BE		67	56	54	52	48	43
BG		49	28	32	30	25	27
CZ		64	52	40	42	42	31
DK		81	75	67	69	65	55
DE		68	49	53	57	56	47
EE		85	76	47	47	58	34
IE		81	67	54	37	44	32
EL		52	31	29	24	23	19
ES		69	50	47	42	42	37
FR		67	58	58	47	44	38
HR		69	51	43	36	34	27
IT		61	54	48	38	31	29
CY		54	38	33	18	19	18
LV		65	64	51	48	53	32
LT		81	69	51	51	61	37
LU		60	54	48	46	40	37
HU		66	52	52	58	36	45
MT		62	48	57	39	36	32
NL		75	60	61	60	56	49
AT		64	49	47	44	38	37
PL		88	58	48	62	73	47
PT		78	65	56	48	50	45
RO		82	64	63	62	59	54
SI		64	39	46	40	27	33
SK		45	38	43	42	31	31
FI		83	80	65	55	61	42
SE		71	60	55	48	49	37

The higher the proportion of respondents being satisfied, the **darker blue** the cell. The response with the total highest proportion of 'satisfied' responses for each country is shown in **green**

Base: all respondents (n=26 066)

Socio-demographic considerations

Differences between the satisfaction of female and male respondents with the reaction of different authorities and fellow citizens to the war in Ukraine tend to be minor. Male respondents tend to be somewhat more likely to be unsatisfied and – more distinctly – *less* likely to reply 'don't know' whether they are satisfied or not. For example, 52% male respondents and 51% of their female counterparts are satisfied with the response of the EU, while 44% and 41% are unsatisfied, and 3% and 8% 'don't know', respectively.

Older respondents tend to be more satisfied with the reaction of different authorities and fellow citizens to the war in Ukraine. For example, 57% of respondents aged 55 and above are satisfied with the reaction of their national authorities, compared to 54% of those aged 15-24, 50% of those aged 25-39 and 53% of those aged 40-54. Similarly, 74% of respondents aged 55 and above are satisfied with the reaction of their fellow citizens, compared to 64%-68% of those in the younger three age groups.

Higher educated respondents are somewhat more often satisfied with the reaction of different authorities and fellow citizens to the war in Ukraine, although differences between respondents with different levels of educations are minor. For instance, 53% of respondents who completed their education when aged 20 or above are satisfied with the reaction of the EU, versus 48% of those who completed their education when aged up to 15 years old, and 50% of those who completed their education when aged 16-19.

Q2 How satisfied or dissatisfied are you with the way the following have reacted to the war in Ukraine? (% **Total 'Satisfied'** by socio-demographics)

	Citizens in (OUR COUNTRY)	(NATIONALITY) authorities	The European Union	NATO	The United States	The United Nations
EU27	69	54	52	49	47	40
Gender						
Men	69	55	52	52	50	38
Women	70	53	51	47	45	41
Age						
15-24	64	54	52	47	43	41
25-39	64	50	48	44	44	38
40-54	68	53	49	47	45	38
55+	74	57	55	54	52	41
Education						
Up to 15	68	52	48	46	46	41
16-19	68	54	50	49	47	41
20+	71	56	53	51	49	39
Still studying	67	53	51	46	43	39

Base: all respondents (n=26 066)

2.2. General opinions on the EU's response

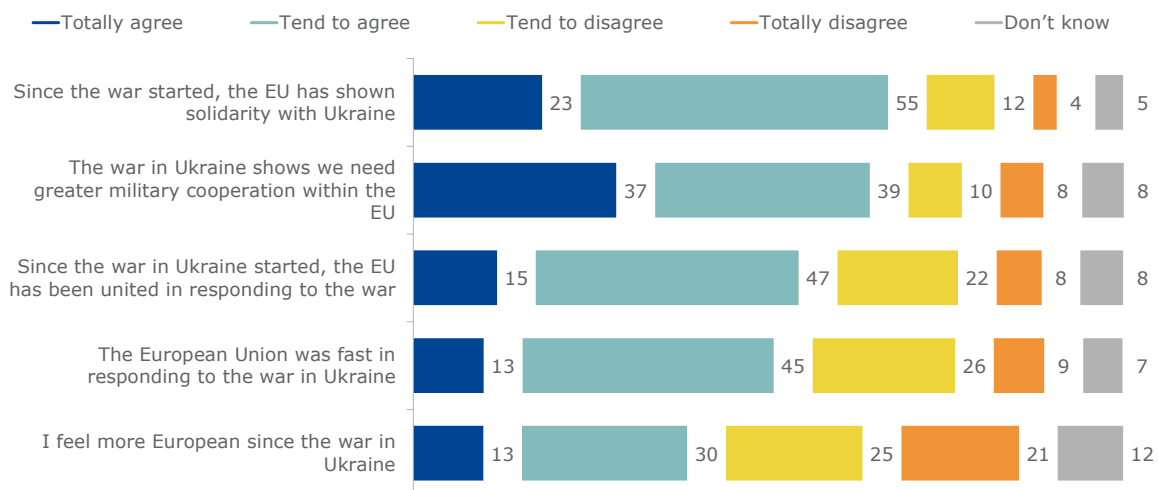
Opinions about the various elements of the EU's reaction to the war in Ukraine tend to be fairly positive:

- **About eight in ten respondents agree that, since the war in Ukraine started, the EU has shown solidarity with Ukraine;** this includes 23% who totally agree and 55% who tend to agree. This opposed to 16% who disagree that the EU has shown solidarity with Ukraine (12% tend to disagree, 4% totally disagree).
- **More than six in ten agree that since the war in Ukraine started, the EU has been united** in responding to the war, encompassing 15% who totally agree and 47% who tend to agree. By contrast, 30% disagree that the EU has been united (22% tend to disagree, 8% totally disagree).
- Close to six in ten respondents agree the EU was fast in responding to the war in Ukraine, including 13% who totally agree and 45% who tend to agree. About a third disagree that the EU's response was fast (26% tend to disagree, 9% totally disagree).

Three-quarters of respondents also totally agree (37%) or tend to agree (39%) that the war in Ukraine shows the need for greater military cooperation within the EU. Less than one in five disagree with this statement (8% tend to disagree, 8% totally disagree).

Among a relative majority of respondents, the EU's response to the war in Ukraine has *not* led to an increase in identification with Europe: 25% tend to disagree and 21% totally disagree that they feel more European since the war in Ukraine started, compared to 13% who totally agree and 30% who tend to agree.

Q3 How much do you agree or disagree with each of the following statements? (% by EU27)



Base: all respondents (n=26 066)





























There is, however, variation among EU Member States in terms of how respondents assess the EU's response to the war in Ukraine. The proportion agreeing that, since the war in Ukraine started, the EU has been united in responding to the war, ranges from 47% both in Czechia and Greece to 77% in Finland and Portugal, and 81% in Denmark. The share agreeing that the European Union was fast in responding to the war in Ukraine ranges from 44% in Greece and 47% in Bulgaria to 68% in Finland and 71% in Denmark.

There is somewhat more consensus regarding the question whether, since the war started, the EU has shown solidarity with Ukraine. In all countries, two-thirds or more agree with this statement, with the share agreeing varying between 66% in Greece and 90% in Portugal.

In each of the 27 Member States more than half of respondents agree that the war in Ukraine shows the need for greater military cooperation within the EU. The smallest shares agree in Bulgaria (54%) and Slovenia (59%), while the largest shares agree in Portugal (88%), followed by Estonia, Lithuania and Poland (all 85%).

There are large differences between countries in terms of how likely respondents are to identify themselves more with Europe since the start of the war in Ukraine. At the top end of the country ranking, in Latvia, Lithuania and Poland, six in ten or more respondents agree they feel more European since the start of the war (60%, 67% and 60%, respectively); at the other end of the country ranking, in Cyprus and Greece, a quarter or less agree (19% and 25%, respectively).

Q3 How much do you agree or disagree with each of the following statements?
(% **Total 'Agree'** by country)

	Since the war started, the EU has shown solidarity with Ukraine	The war in Ukraine shows we need greater military cooperation within the EU	Since the war in Ukraine started, the EU has been united in responding to the war	The European Union was fast in responding to the war in Ukraine	I feel more European since the war in Ukraine
EU27 	79	75	63	58	42
BE 	78	75	66	58	31
BG 	70	54	51	47	31
CZ 	81	70	47	49	47
DK 	85	62	81	71	41
DE 	80	78	55	58	40
EE 	76	85	54	50	55
IE 	81	70	69	59	46
EL 	66	64	47	44	25
ES 	77	72	68	51	45
FR 	77	76	69	65	37
HR 	75	78	59	50	38
IT 	86	74	63	57	45
CY 	72	65	56	52	19
LV 	81	72	56	54	60
LT 	74	84	49	50	67
LU 	80	72	59	56	31
HU 	75	63	50	57	36
MT 	85	76	68	58	42
NL 	77	79	66	62	33
AT 	76	62	51	53	35
PL 	72	85	65	59	60
PT 	90	88	77	57	49
RO 	78	81	70	64	46
SI 	77	59	50	60	35
SK 	78	66	54	59	45
FI 	85	85	77	68	57
SE 	81	73	71	67	39

The higher the proportion of respondents agreeing with the statement, the **darker blue** the cell. The response with the total highest proportion of 'agree' responses for each country is shown in **green**

Base: all respondents (n=26 066)

Socio-demographic considerations

Generally, male and female respondents assess the EU's response to the war in Ukraine similarly positive. Male respondents (78%) are somewhat more likely than their female counterparts (73%) to agree that the war in Ukraine shows the need for greater military cooperation within the EU. Male respondents are also more likely to feel more European since the start of the war – 46% agree, compared to 39% of female respondents.

The oldest group of respondents are more positive in their assessment of the EU's response to the war in Ukraine. Markedly, 84% of those aged 55+ agree that since the war started, the EU has shown solidarity with Ukraine, compared to 73% of those aged 25-39, 75% of those aged 15-24 and 77% of those aged 40-54. Those aged 55+ are also more likely to feel that the EU has been united in responding to the war (66% agree with this, versus 59%-62% in the younger three age groups) or to feel more European since the start of the war (49% vs 35%-40%).

Respondents with a higher level of education are more likely to assess the EU's response to the war in Ukraine positively, although differences among respondents with different levels of education tend to be minor. For example, 65% of the respondents who completed their education when aged 20 or above agree that the EU has been united in responding to the war, compared to 60% of those who completed their education aged 16-19 and 63% of those who completed their education when aged 15 or younger.

Q3 How much do you agree or disagree with each of the following statements?
(% **Total 'Agree'** by socio-demographics)

	Since the war started, the EU has shown solidarity with Ukraine	The war in Ukraine shows we need greater military cooperation within the EU	Since the war in Ukraine started, the EU has been united in responding to the war	The European Union was fast in responding to the war in Ukraine	I feel more European since the war in Ukraine
EU27	79	75	63	58	42
Gender					
Men	79	78	64	58	46
Women	78	73	62	58	39
Age					
15-24	75	71	60	57	35
25-39	73	73	59	55	38
40-54	77	74	62	57	40
55+	84	79	66	61	49
Education					
Up to 15	79	73	63	55	42
16-19	80	75	60	58	42
20+	79	77	65	60	44
Still studying	76	72	60	55	35

Base: all respondents (n=26 066)

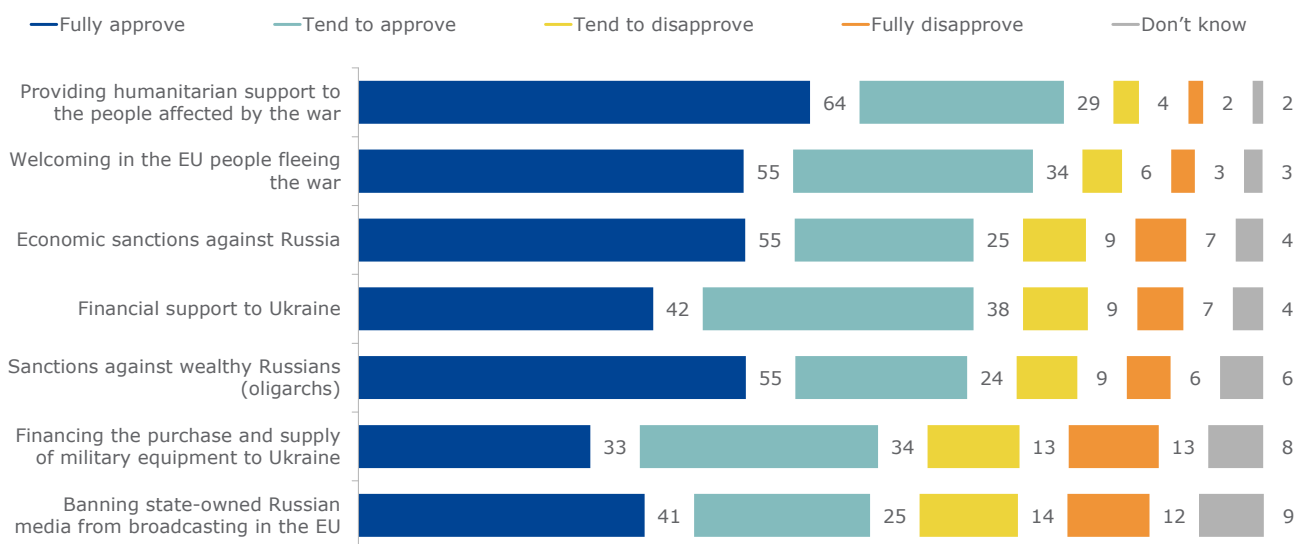
2.3. Opinions on specific EU measures

Respondents were asked as well about whether they approve or not of a series of measures that have been announced by the EU to respond to the war in Ukraine. Based on the responses it can be concluded that there is widespread support for EU economic and other sanctions against Russia.

Eight in ten respondents approve economic sanctions against Russia, including 55% who fully approve and 25% who tend to approve. A similar share (79%) approve sanctions against wealthy Russians (oligarchs), with again 55% who fully approve and 24% who approve. Two-thirds approve banning state-owned Russian media from broadcasting in the EU (41% fully approve, 25% tend to approve).

Support for EU economic, military and humanitarian aid to Ukraine is similarly high. An overwhelming majority (93%) approve providing humanitarian support to the people affected by the war, including 64% who fully approve and 29% who tend to approve. Slightly fewer respondents (88%) approve welcoming in the EU people fleeing the war, including 55% who fully approve and 34% who tend to approve. Eight in ten approve financial support for Ukraine, encompassing 42% who fully approve and 38% who tend to approve. About two-thirds of respondents approve financing the purchase and supply of military equipment to Ukraine, including 33% who fully approve and 34% who tend to approve.

Q4 For each of the following measures that have been announced by the EU to respond to the war in Ukraine, please tell me if you approve them or not. (% by EU27)



Base: all respondents (n=26 066)

Support for economic sanctions targeting Russia is high in the majority of EU Member States – 70% or more respondents approve of this in 21 countries. In two countries, fewer than half of respondents approve economic sanctions against Russia: Bulgaria (44%) and Cyprus (48%). At the other end of the country ranking, 91%-93% approve of economic sanctions targeting Russia in Finland, Poland and Portugal. Support for sanctions against wealthy Russians (oligarchs) shows a comparable pattern: the share approving such sanctions ranges from 46% in Cyprus, 53% in Greece and 58% in Bulgaria, to 90% in both Finland and Portugal and 91% in Poland.

Approval of providing humanitarian support to the people affected by the war is at 90% or above in all countries; the share of respondents approving of this is lowest in Belgium, Bulgaria, Hungary and Slovakia (all 90%) and highest in Malta (99%) and Portugal (98%). Approval of welcoming in the EU people fleeing the war ranges from 75% in Bulgaria and 77% in both Czechia and Slovakia, to 95% in Croatia, Finland, and Malta, and 96% in Portugal. Financial support to Ukraine is somewhat more contentious in some countries, even though more than half of respondents approve of this in all Member States; approval of financial support to Ukraine ranges from 55% in Bulgaria to 92% in Finland, Malta and Portugal.

Much larger differences across Member States are visible with regard to financing the purchase and supply of military equipment to Ukraine. Whereas more than eight in ten approve of this measure in Finland (90%), Estonia (87%), Poland (86%), Lithuania (84%) and Portugal (83%), this applies to 30%-31% of respondents Bulgaria and Cyprus.

Similar country level patterns are visible regarding the general satisfaction with the response of authorities to the war in Ukraine (see Section 2.1).

Q4 For each of the following measures that have been announced by the EU to respond to the war in Ukraine, please tell me if you approve them or not? (% **Total 'Approve'** by country)

		Providing humanitarian support to the people affected by the war	Welcoming in the EU people fleeing the war	Financial support to Ukraine	Economic sanctions against Russia	Sanctions against wealthy Russians (oligarchs)	Financing the purchase and supply of military equipment to Ukraine	Banning state-owned Russian media from broadcasting in the EU
EU27		93	88	80	80	79	67	65
BE		90	86	73	79	77	63	66
BG		90	75	55	44	58	30	33
CZ		91	77	72	74	74	60	57
DK		93	89	86	88	85	77	69
DE		92	87	79	82	80	66	65
EE		96	91	88	87	87	87	83
IE		95	90	89	86	87	77	78
EL		95	91	74	53	53	40	32
ES		94	91	83	83	81	66	62
FR		92	85	77	81	79	69	67
HR		96	95	88	82	79	74	67
IT		92	91	78	77	78	59	64
CY		95	90	72	48	46	31	29
LV		93	86	80	71	78	72	64
LT		96	91	88	86	88	84	77
LU		95	89	79	73	67	62	58
HU		90	87	67	59	65	42	53
MT		99	95	92	85	80	74	67
NL		94	89	85	88	84	76	70
AT		92	85	77	70	71	53	56
PL		95	92	90	92	91	86	87
PT		98	96	92	93	90	83	79
RO		93	88	82	81	77	71	66
SI		95	90	77	66	67	49	49
SK		90	77	63	56	63	44	46
FI		96	95	92	91	90	90	84
SE		94	90	88	84	81	74	71

The higher the proportion of respondents who approve, the **darker blue** the cell. The response with the total highest proportion of 'approve' responses for each country is shown in **green**

Base: all respondents (n=26 066)

Socio-demographic considerations

The socio-demographic analysis of respondents' opinions on specific EU measures in response to the war in Ukraine shows similar patterns as observed with regard to respondents' general opinions about the EU's reaction (see Section 2.2).

There are limited differences between female and male respondents in terms of their approval of specific EU measures in response to the war in Ukraine. A notable exception is that male respondents are more likely to support financing the purchase and supply of military equipment to Ukraine (71% approve this, compared to 63% of female respondents) and banning state-owned Russian media from broadcasting in the EU (68% vs 63%).

Older respondents are more likely to support the various measures. For example, 84% of respondents aged 55+ approve of economic sanctions against wealthy Russians (oligarchs), compared to 79% of those aged 40-54, 75% of those aged 25-39 and 71% of those aged 15-24. An exception is financing the purchase and supply of military equipment to Ukraine: respondents aged 15-24 and 55+ are about equally likely to approve this (68%-70%), while fewer (63%-64%) support this measure among those aged 25-39 or 40-54.

Q4 For each of the following measures that have been announced by the EU to respond to the war in Ukraine, please tell me if you approve them or not?
(% **Total 'Approve'** by socio-demographics)

	Providing humanitarian support to the people affected by the war	Welcoming in the EU people fleeing the war	Financial support to Ukraine	Economic sanctions against Russia	Sanctions against wealthy Russians (oligarchs)	Financing the purchase and supply of military equipment to Ukraine	Banning state-owned Russian media from broadcasting in the EU
EU27	93	88	80	80	79	67	65
Gender							
Men	92	88	80	80	80	71	68
Women	93	89	80	80	78	63	63
Age							
15-24	87	84	77	75	71	68	63
25-39	89	84	76	76	75	64	65
40-54	94	87	78	80	79	63	65
55+	96	92	85	84	84	70	67
Education							
Up to 15	91	87	78	79	78	65	59
16-19	93	88	79	79	80	65	66
20+	94	90	82	82	81	68	67
Still studying	90	88	81	78	74	69	64

Base: all respondents (n=26 066)

Higher educated respondents tend to be somewhat more likely to approve of the measures that have been announced by the EU to respond to the war in Ukraine, although differences tend to be minor. For example, 82% of respondents who completed their education aged 20 or older approve of economic sanctions against Russia, compared to 79% of both those who completed their education aged up to 15 years old or when aged 16-19. A larger difference is visible with regard to banning state-owned Russian media from broadcasting in the EU, with the lower educated being less likely to approve: 59% of those who completed their education aged 15 or younger approve this, compared to 66%-67% of respondents who completed their education when aged 16-19 or 20 or above.

2.4. Support for EU measures related to energy

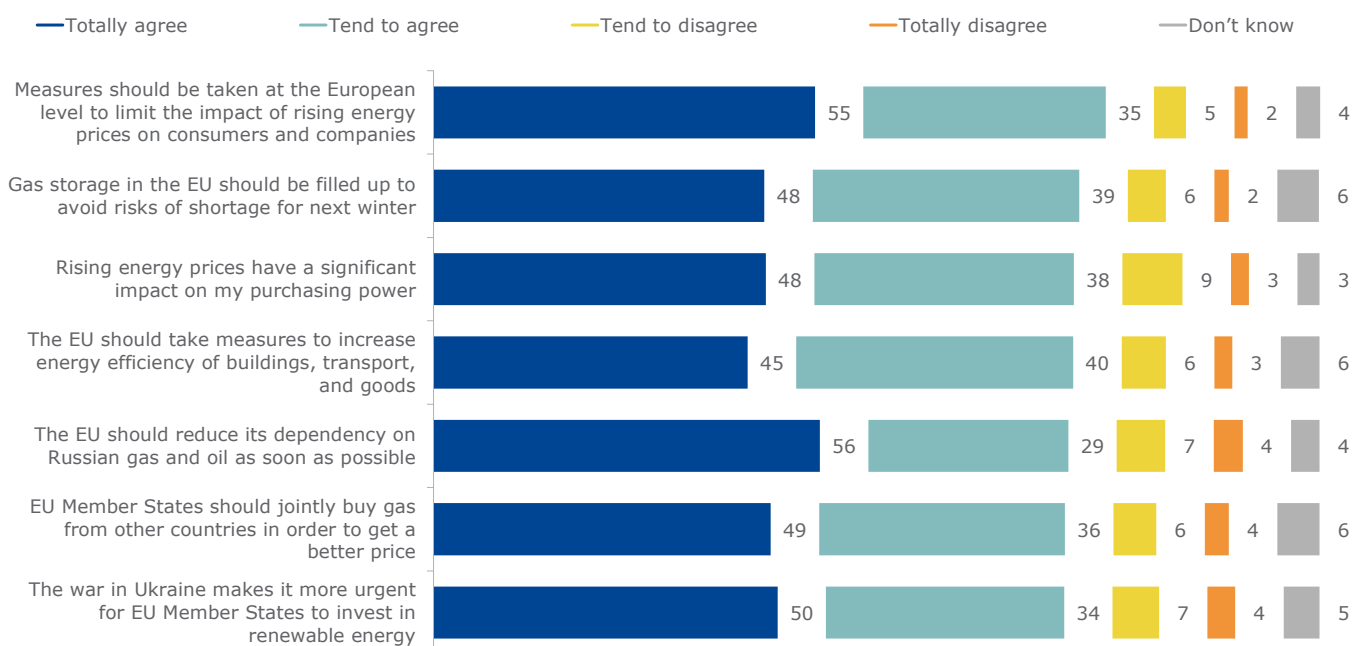
Respondents were asked about their support for a number of tested EU measures aimed at securing energy supply and mitigating rising energy prices. **Support for these measures as measured in the survey is very high.** Well over 80% of respondents agree that:

- measures should be taken at the European level to **limit the impact of rising energy prices on consumers and companies** (55% totally agree, 35% tend to agree);
- **gas storage in the EU should be filled up** to avoid risks of shortage for next winter (48% totally agree, 39% tend to agree);
- the EU should take measures to **increase energy efficiency of buildings, transport, and goods** (45% totally agree, 40% tend to agree); and
- EU Member States should **jointly buy gas** from other countries in order to get a better price (49% totally agree, 36% tend to agree).

More than eight in ten respondents also find that **the EU should reduce its dependency on Russian gas and oil as soon as possible**, with the majority (56%) totally agreeing with this statement. A similar share agree that the war in Ukraine makes it more urgent for EU Member States to **invest in renewable energy** (50% totally agree, 34% tend to agree).

It is likely that these results are partly explained by respondents' worries about the impact of rising energy prices: 86% agree that **rising energy prices have a significant impact on their purchasing power** (48% totally agree, 38% tend to agree).

Q6 How much do you agree or disagree with each of the following statements? (% by EU27)



Base: all respondents (n=26 066)

Support for the various EU measures aimed at securing energy supply and mitigating rising energy prices tends to be high across Member States. More than three-quarters of respondents in all countries agree that:

- Measures should be taken at the European level to limit the impact of rising energy prices on consumers and companies – the proportion agreeing with this statement ranges from 77% in Slovakia to 96% in Malta and 98% in Portugal.
- The EU should take measures to increase energy efficiency of buildings, transport, and goods – the share agreeing with this is again the smallest in Slovakia (76%), this time followed closely by Germany (77%), and is the largest in Malta (96%) and Portugal (98%).
- Gas storage in the EU should be filled up to avoid risks of shortage for next winter, with the highest proportions agreeing with this being observed again in Malta (94%), and Portugal and Latvia (both 92%). The smallest shares agreeing are observed in Sweden (71%) and Denmark (77%).

In all countries, at least six in ten respondents agree that:

- EU Member States should jointly buy gas from other countries to get a better price – the proportion agreeing with this statement ranges from 66% in Bulgaria, 68% in Hungary and 69% in Slovakia, to 92% in Malta and 95% in Portugal.
- The war in Ukraine makes it more urgent for EU Member States to invest in renewable energy – the share agreeing with this ranges from 73% in Bulgaria to 93% in Malta and 95% in Portugal.

Respondents from different countries are somewhat more divided about measures to reduce the EU's dependency on Russian gas and oil as soon as possible. In Slovakia, 59% of respondents agree these measures should be taken, compared to 96% in Portugal. Apart from in Slovakia, relatively few respondents support measures to reduce the EU's dependency on Russian gas and oil as soon as possible in Bulgaria (63%), Hungary (67%) and Cyprus (69%).

The impact of rising energy prices is felt across Member States. The proportion of respondents agreeing that rising energy prices have a significant impact on their purchasing power ranges from 73% in Sweden and 74% in Finland, to 94% in Greece and 96% in Portugal.

Q6 How much do you agree or disagree with each of the following statements?
(% **Total 'Agree'** by country)

		Measures should be taken at the European level to limit the impact of rising energy prices on consumers and companies	Gas storage in the EU should be filled up to avoid risks of shortage for next winter	Rising energy prices have a significant impact on my purchasing power	The EU should take measures to increase energy efficiency of buildings, transport, and goods	The EU should reduce its dependency on Russian gas and oil as soon as possible	EU Member States should jointly buy gas from other countries in order to get a better price	The war in Ukraine makes it more urgent for EU Member States to invest in renewable energy
EU27		90	86	86	85	85	84	84
BE		91	84	85	85	86	85	81
BG		89	82	89	85	63	66	73
CZ		88	91	87	79	77	81	78
DK		82	77	78	83	88	84	84
DE		89	89	83	77	83	83	81
EE		89	88	85	85	86	86	78
IE		92	86	86	90	90	85	86
EL		94	88	94	87	70	82	79
ES		94	83	87	90	87	87	90
FR		89	84	87	86	86	84	81
HR		94	91	89	92	88	85	87
IT		91	88	86	89	86	88	89
CY		94	87	92	89	69	78	88
LV		93	92	88	87	71	83	77
LT		94	90	87	85	85	90	83
LU		91	88	82	83	79	82	79
HU		82	88	86	85	67	68	82
MT		96	94	83	96	93	92	93
NL		90	88	81	86	91	86	86
AT		88	86	80	81	81	78	83
PL		92	89	85	90	91	88	87
PT		98	92	96	98	96	95	95
RO		93	90	91	90	85	87	85
SI		91	85	91	90	79	83	88
SK		77	87	87	76	59	69	77
FI		89	82	74	83	92	84	84
SE		82	71	73	81	89	76	79

The higher the proportion of respondents agreeing with the statement, the **darker blue** the cell. The response with the total highest proportion of 'agree' responses for each country is shown in **green**

Base: all respondents (n=26 066)

Socio-demographic considerations

Female and male respondents are about as likely to support the existing or potential EU energy-related measures listed in the survey. An exception is that male respondents somewhat more often agree that gas storage in the EU should be filled up to avoid risks of shortage for next winter (89% agree vs 85% of female respondents); this appears linked to the fact that more female respondents answer that they 'don't know' if they agree or disagree with this statement (9% vs 3% of male respondents).

Q6 How much do you agree or disagree with each of the following statements?
(% **Total 'Agree'** by socio-demographics)

	Measures should be taken at the European level to limit the impact of rising energy prices on consumers and companies	Gas storage in the EU should be filled up to avoid risks of shortage for next winter	Rising energy prices have a significant impact on my purchasing power	The EU should take measures to increase energy efficiency of buildings, transport, and goods	The EU should reduce its dependency on Russian gas and oil as soon as possible	EU Member States should jointly buy gas from other countries in order to get a better price	The war in Ukraine makes it more urgent for EU Member States to invest in renewable energy
EU27	90	86	86	85	85	84	84
Gender							
Men	90	89	85	87	84	85	84
Women	91	85	86	84	85	84	84
Age							
15-24	81	76	74	77	77	76	79
25-39	85	81	80	82	82	79	80
40-54	91	87	87	85	85	84	83
55+	95	93	91	90	89	90	89
Education							
Up to 15	88	84	86	81	83	82	82
16-19	91	88	88	85	85	86	84
20+	92	88	86	88	87	85	86
Still studying	84	78	78	81	80	80	81

Base: all respondents (n=26 066)

In line with the results described in the other subsections of Section 2, **older and higher educated respondents are more likely to agree with the proposed EU measures related to energy:**

- Among respondents aged 55 and above, 89% agree that the EU should reduce its dependency on Russian gas and oil as soon as possible, compared to 85% of those aged 40-54, 82% of those aged 25-39 and 77% of those aged 15-24. In the same way, 95% of those aged 55 and above agree that measures should be taken at the European level to limit the impact of rising energy prices on consumers and companies, versus 91% of those aged 40-54, 85% of those aged 25-39 and 81% of those aged 15-24. This might potentially be explained by rising energy prices having a higher impact on older respondents. Of those aged 55 and above, 91% agree that rising

energy prices have a significant impact on their purchasing power, compared to 87% of those aged 40-54, 80% of those aged 25-39 and 74% of those aged 15-24.

- Of the respondents who completed their education aged 20 or above, 87% agree that the EU should reduce its dependency on Russian gas and oil as soon as possible, compared to 85% of those who completed their education aged 16-19 and 83% of those who completed their education aged 15 or younger. Similarly, 88% of respondents who completed their education aged 20 or above agree that the EU should take measures to increase the energy efficiency of buildings, transport, and goods, versus 85% of those who finished their education aged 16-19 and 81% of those who completed their education aged 15 or younger.

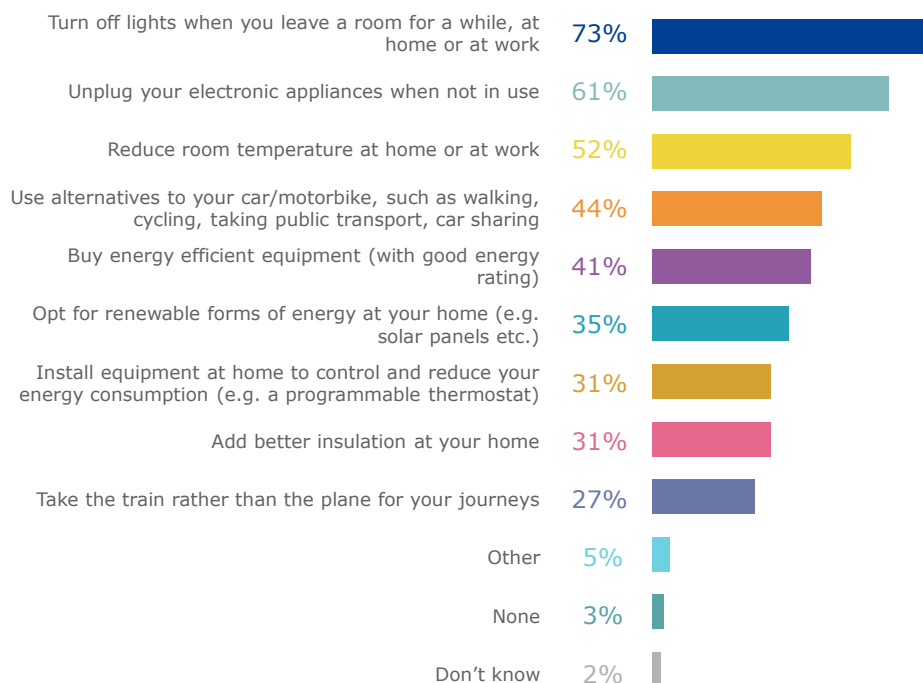
Section 3. Willingness to cut down on energy consumption

Respondents in this survey were asked what kind of actions they would be ready to take to cut down on their energy consumption and energy bills.

The results show that the **great majority of respondents are prepared to take at least some actions to cut down on their energy consumption and bills**: just 3% are not prepared to take any action and 2% reply that they 'don't know'. Looking at specific actions, more than half of respondents would **turn off lights** when they leave a room for a while, at home or at work (73%), **unplug their electronic appliances** when not in use (61%), or **reduce room temperature** at home or at work (52%). More than four in ten respondents are prepared to use **alternatives to their car/motorbike**, such as walking, cycling, taking public transport, car sharing (44%) or to **buy energy efficient equipment** with a good energy rating (41%).

However, **fewer respondents are prepared to take some of the more costly actions/ actions with a higher impact on personal life**. Less than four in ten are ready to opt for renewable forms of energy at their home, such as solar panels etc. (35%), to either install equipment at home to control and reduce their energy consumption or add better insulation in their home (both 31%), or to take the train rather than the plane for journeys (27%).

Q7 And you, personally, what kind of action(s) would you be ready to take to cut down on your energy consumption and your energy bills? [MULTIPLE ANSWERS] (% EU27)



Base: all respondents (n=26 066)

Turning off lights when they leave a room for a while, at home or at work is the action respondents are most willing to take to cut down on their energy consumption and bills in all Member States except Lithuania (in the latter country, 'unplug your electronic appliances when not in use' comes in first place). This share ranges from 56% in Slovenia, and 63% in both Bulgaria and Czechia, to 83% in Estonia and 85% in Malta. The proportion of respondents who are ready to unplug their electronic appliances when not in use varies between 48% in both Denmark and Slovenia and 75% in Portugal.

There is more variation among countries with regard to some of the other actions. For example, in Latvia and Lithuania 27%-28% of respondents are prepared to reduce the room temperature at home or at work, whereas at the other end of the country ranking, more than twice as many are prepared to do so in the Netherlands (69%) and Belgium (64%). The share of respondents who are prepared to buy energy efficient equipment (with a good energy rating) varies between 28% in Austria and 70% in Malta. Large differences are also visible with regard to the readiness to take the train rather than the plane for journeys in order to cut down on energy consumption and energy bills: while in Cyprus and Malta 9%-10% of respondents are prepared to do so, this applies to 38% of respondents in Austria, Finland and Sweden (of course the availability of train services should be considered when interpreting these findings).

Q7 And you, personally, what kind of action(s) would you be ready to take to cut down on your energy consumption and your energy bills? [MULTIPLE ANSWERS] (% by country)

		Turn off lights when you leave a room for a while, at home or at work	Unplug your electronic appliances when not in use	Reduce room temperature at home or at work	Use alternatives to your car/motorbike, such as walking, cycling, etc.	Buy energy efficient equipment (with good energy rating)	Opt for renewable forms of energy at your home	Install equipment at home to control and reduce your energy consumption	Add better insulation at your home	Take the train rather than the plane for your journeys	Other	None	Don't know
EU27		73	61	52	44	41	35	31	31	27	5	3	2
BE		77	60	64	40	46	36	26	33	21	5	4	3
BG		63	55	35	42	40	36	26	49	18	2	4	2
CZ		63	53	46	38	37	28	29	23	30	4	5	4
DK		74	48	58	41	41	27	27	19	21	7	3	3
DE		77	61	59	46	31	30	27	19	36	8	3	2
EE		83	60	39	47	57	35	36	47	22	4	2	1
IE		80	69	54	41	53	43	39	47	18	6	3	2
EL		66	54	37	47	37	49	30	39	15	3	5	3
ES		72	66	45	52	38	36	35	35	23	4	3	2
FR		71	64	53	36	40	25	29	29	24	4	4	2
HR		73	65	49	43	38	47	31	49	20	3	2	1
IT		71	60	56	41	44	43	30	28	20	3	2	2
CY		74	62	33	34	50	64	36	43	9	3	1	2
LV		71	58	28	27	41	32	26	30	14	3	3	4
LT		67	69	27	34	40	26	18	33	11	3	4	4
LU		80	56	53	46	49	43	42	32	33	8	4	2
HU		68	51	35	42	49	49	43	49	33	4	3	2
MT		85	60	36	45	70	52	41	35	10	9	0	4
NL		75	53	69	49	52	47	30	39	22	7	2	3
AT		78	57	55	47	28	36	28	23	38	8	2	2
PL		76	66	48	48	50	34	32	34	32	1	2	2
PT		79	75	35	54	55	52	38	44	24	2	1	2
RO		76	66	49	47	50	37	40	46	21	4	2	2
SI		56	48	40	39	43	48	37	46	23	3	2	3
SK		70	55	39	42	48	36	34	35	37	2	5	2
FI		81	62	55	48	56	33	35	22	38	10	2	3
SE		73	59	39	45	43	41	31	24	38	4	3	3

The higher the proportion selecting the action, the **darker blue** the cell. The most-frequently selected action for each country is shown in **green**.

Base: all respondents (n=26 066)

Socio-demographic considerations

Female respondents are more willing to take some of the overall most common actions to cut down on their energy consumption and energy bills. For example, 68% of women are prepared to unplug their electronic devices when not in use, versus 55% of men. Similar patterns are visible when it comes to turning off lights when leaving a room for a while, at home or at work (78% of female respondent are prepared to do so, versus 68% of their male counterparts), reducing the room temperature at home or at work (54% of women vs 49% of men) and using alternatives to a car/motorbike, such as walking, cycling, taking public transport or car sharing (46% of women vs 42% of men). On the other hand, male respondents are (slightly) more likely to take actions such as buying energy efficient equipment (43% of male respondent are prepared to do so, compared to 40% of their female counterparts) or opting for renewable forms of energy at home (37% vs 34%).

Q7 And you, personally, what kind of action(s) would you be ready to take to cut down on your energy consumption and your energy bills? [MULTIPLE ANSWERS]
(% by socio-demographics)

	Turn off lights when you leave a room for a while, at home or at work	Unplug your electronic appliances when not in use	Reduce room temperature at home or at work	Use alternatives to your car/motorbike, such as walking, cycling, etc.	Buy energy efficient equipment (with good energy rating)	Opt for renewable forms of energy at your home	Install equipment at home to control and reduce your energy consumption	Add better insulation at your home	Take the train rather than the plane for your journeys	Other	None	Don't know
EU27	73	61	52	44	41	35	31	31	27	5	3	2
Gender												
Men	68	55	49	42	43	37	31	31	27	5	4	2
Women	78	68	54	46	40	34	31	30	26	4	2	2
Age												
15-24	65	53	39	49	33	39	27	24	29	4	3	3
25-39	67	58	46	46	42	40	35	31	26	5	2	2
40-54	73	61	53	42	43	37	32	33	26	5	3	2
55+	79	66	58	43	42	31	29	32	27	4	3	2
Education												
Up to 15	70	60	51	40	31	29	25	28	22	4	3	2
16-19	74	62	54	40	40	31	27	28	25	4	3	2
20+	75	64	54	46	46	39	35	35	28	5	3	1
Still studying	67	54	40	51	36	40	30	26	32	5	3	3

Base: all respondents (n=26 066)

There are substantial differences between younger and older respondents regarding the extent to which they are prepared to take specific actions. Older respondents are, for example, more likely to be prepared to unplug their electronic appliances when not in use: 66% of those aged 55+ are ready to do so, versus 61% of those aged 40-54, 58% of those aged 25-39 and 53% of those aged 15-24. On the other hand, younger respondents are more often prepared to use alternatives to their car/motorbike, such as walking, cycling, taking public transport or car sharing: 49% of respondents aged 15-24 and 46% of those aged 25-39 reply they are prepared to do so, versus 42%-43% of those aged 40-54 or 55 and above.

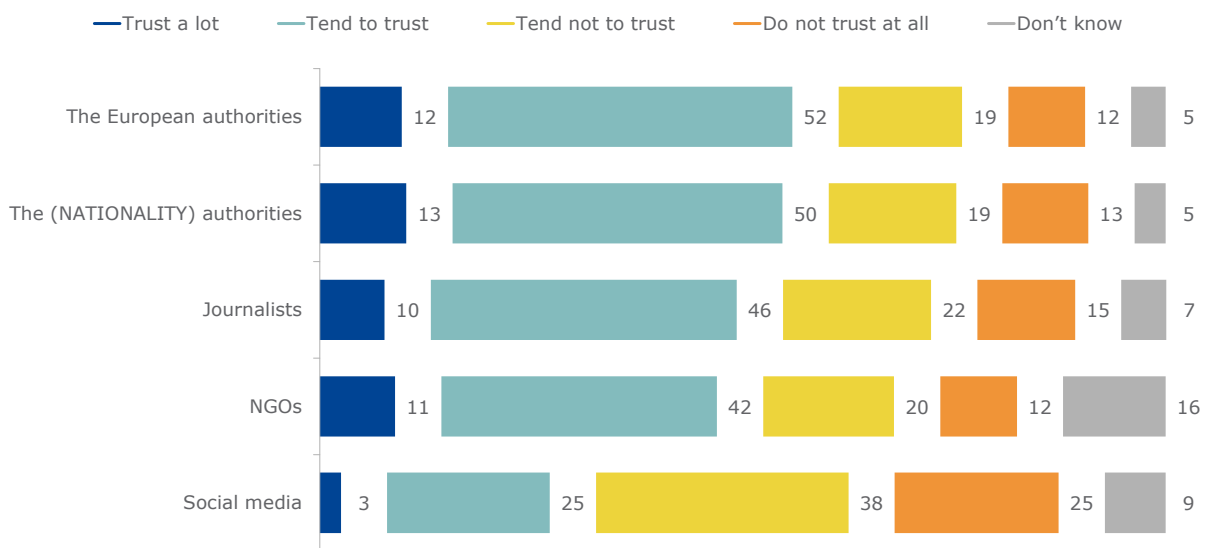
Higher educated respondents are more likely to be ready to take most of the actions listed in the survey. For example, 39% of those who completed their education aged 20 or older are ready to opt for renewable forms of energy at their home (e.g. solar panels etc.), compared to 29%-31% of those who completed their education when aged 16-19 or aged 15 or younger. Similarly, 46% of respondents who completed their education aged 20 or older are ready to use alternatives to a car/motorbike, such as walking, cycling, taking public transport or car sharing, versus 40% of those who completed their education when aged either 16-19 or 15 or younger.

Section 4. Trust in sources of information about the war

Respondents were asked to what extent they trust various sources of information regarding the war in Ukraine. **The results show that respondents are most likely to trust European and national authorities as a source of information about the war.** Close to two-thirds either trust a lot (12%) or tend to trust (52%) information about the war provided by European authorities. With regard to national authorities, these figures are 13% for 'trust a lot' and 50% for 'tend to trust'. More than half of respondents also trust journalist (10% 'trust a lot' and 46% 'tend to trust') and NGOs (11% 'trust a lot' and 42% 'tend to trust') as a source of information about the war in Ukraine.

Trust in social media as a source of information about the war is much lower: Under three in ten (28%) respondents trust social media versus 63% who do not. The latter includes 25% of respondents do not trust social media *at all* as a source of information about the war.

Q5 Generally speaking, how much do you trust the following sources of information regarding the war in Ukraine? (% EU27)































Base: all respondents (n=26 066)

The country ranking with regard to trust in various information sources about the war in Ukraine broadly reflects the country ranking observed for opinions on the response of authorities (see Section 2). **Respondents in Bulgaria, Cyprus and Greece are the least likely to trust the various information sources regarding the war in Ukraine:**

- The proportion trusting information from European authorities ranges from 39% in Greece, 41% in Bulgaria and 42% in Cyprus, to 85% in both Finland and Portugal.
- The share of those trusting information from national authorities varies between 35% in Bulgaria and 90% in Finland.
- Journalist are trusted as a source of information about the war by between 23% of respondents in Greece and 72%-73% respectively in the Netherlands and Portugal.
- With regard to NGOs, 80% of respondents in Portugal trust these as a source of information about the war, this is about four times as many as in Greece (21%).

Confidence in social media as a source of information about the war in Ukraine is low across Member States. The share of respondents trusting social media as a source of information about the war is the largest in Poland (49%) and Lithuania (47%) and the smallest in Belgium and France (both 21%), and Italy and Slovakia (both 22%).

Q5 Generally speaking, how much do you trust the following sources of information regarding the war in Ukraine? (% **Total 'Trust'** by country)

	The European authorities	The (NATIONALITY) authorities	Journalists	NGOs	Social media
EU27 	65	63	56	53	28
BE 	67	67	61	55	21
BG 	41	35	34	45	36
CZ 	55	61	44	47	28
DK 	78	81	65	53	33
DE 	67	67	60	37	25
EE 	76	80	67	55	39
IE 	75	75	65	59	26
EL 	39	39	23	21	35
ES 	62	57	58	64	27
FR 	67	69	59	67	21
HR 	61	56	50	60	36
IT 	61	60	46	52	22
CY 	42	44	32	31	28
LV 	67	64	56	50	38
LT 	76	74	62	73	47
LU 	61	66	51	55	26
HU 	59	45	34	52	26
MT 	76	64	66	69	35
NL 	73	73	72	39	29
AT 	58	62	55	44	24
PL 	64	53	65	65	49
PT 	85	84	73	80	33
RO 	69	63	53	58	35
SI 	50	41	41	28	24
SK 	48	43	40	43	22
FI 	85	90	68	68	27
SE 	75	78	62	51	24

The higher the proportion of respondents who trust the information source, the **darker blue** the cell. The response with the total highest proportion of 'Trust' responses for each country is shown in **green**

Base: all respondents (n=26 066)

Socio-demographic considerations

Female and male respondents are about as likely to reply that they trust the various information sources about the war in Ukraine. An exception are NGOs, which male respondents are somewhat more likely to trust than their female counterparts (55% vs 51%).

Trust in the various information sources about the war in Ukraine varies across age groups, with the pattern depending on the information source. Trust in national authorities as a source of information about the war is the highest among respondents aged 55+ (66%), followed by those aged 40-54 and aged 15-24 (62%-63%), and is the lowest among those aged 25-39. Trust in the European authorities as a source of information is higher among both respondents aged 55+ and 15-24 (67%-68%), compared to those aged 25-39 or 40-54 (60%-61%). Journalists are particularly trusted by those aged 55 and above (61%) or aged 40-54 (57%), and less so by those aged 25-39 (51%) or aged 15-24 (46%). On the other hand, social media are trusted most often by respondents aged 15-24 (32%) or aged 25-39 (29%), and least often by those aged 40-54 or 55 and above (26%-27%).

Higher and lower educated respondents are equally likely to trust the national authorities and social media as sources of information about the war in Ukraine. Higher educated respondents are, however, more likely to trust all other sources mentioned in the survey. For example, 66% of respondents who completed their education aged 20 or above trust the European authorities as a source of information about the war in Ukraine, compared to 61%-62% of those who completed their education when aged 15 years or younger or aged 16-19.





























Q5 Generally speaking, how much do you trust the following sources of information regarding the war in Ukraine? (% **Total 'Trust'** by socio-demographics)

	The European authorities	The (NATIONALITY) authorities	Journalists	NGOs	Social media
EU27	65	63	56	53	28
Gender					
Men	65	63	57	55	28
Women	64	63	55	51	28
Age					
15-24	67	63	46	53	32
25-39	60	58	51	52	29
40-54	61	62	57	53	26
55+	68	66	61	54	27
Education (age when completed)					
Up to 15	61	62	54	48	29
16-19	62	62	55	48	27
20+	66	64	59	57	28
Still studying	70	64	50	58	31

Base: all respondents (n=26 066)

Technical specifications

Between 13 April and 20 April 2022, Ipsos European Public affairs carried out the Flash Eurobarometer 506 at the request of the European Commission, Directorate-General for Communication. It is a general public survey coordinated by the Directorate-General for Communication, "Media monitoring and Eurobarometer" Unit. This Flash Eurobarometer covers the population of EU citizens, aged 15 years and over, residents in one of the 27 Member States of the EU.

	Number of interviews	Fieldwork dates	Population 15+ (absolute number)	Population 15+ (as % of EU27 population)
EU27 	26 066	13.04.2022-20.04.2022	379 874 315	100%
BE 	1 064	13.04.2022-20.04.2022	9 629 391	2.53%
BG 	1 015	13.04.2022-20.04.2022	5 917 534	1.56%
CZ 	1 025	13.04.2022-20.04.2022	8 982 036	2.36%
DK 	1 017	13.04.2022-20.04.2022	4 891 261	1.29%
DE 	1 004	13.04.2022-20.04.2022	71 677 231	18.87%
EE 	1 037	13.04.2022-20.04.2022	1 111 597	0.29%
IE 	1 046	13.04.2022-19.04.2022	4 005 909	1.05%
EL 	1 074	13.04.2022-20.04.2022	9 167 896	2.41%
ES 	1 058	13.04.2022-20.04.2022	40 639 381	10.70%
FR 	1 018	13.04.2022-20.04.2022	55 700 114	14.66%
HR 	1 008	13.04.2022-20.04.2022	3 461 468	0.91%
IT 	1 010	13.04.2022-20.04.2022	51 599 668	13.58%
CY 	515	13.04.2022-15.04.2022	752 304	0.20%
LV 	1 018	13.04.2022-20.04.2022	1 590 245	0.42%
LT 	1 005	13.04.2022-20.04.2022	2 373 312	0.62%
LU 	522	13.04.2022-20.04.2022	533 335	0.14%
HU 	1 001	13.04.2022-20.04.2022	8 313 539	2.19%
MT 	529	13.04.2022-20.04.2022	446 788	0.12%
NL 	1 014	13.04.2022-20.04.2022	14 763 684	3.89%
AT 	1 010	13.04.2022-20.04.2022	7 647 176	2.01%
PL 	1 002	13.04.2022-20.04.2022	31 982 941	8.42%
PT 	1 003	13.04.2022-20.04.2022	8 915 624	2.35%
RO 	1 023	13.04.2022-20.04.2022	16 174 719	4.26%
SI 	1 007	13.04.2022-20.04.2022	1 791 246	0.47%
SK 	1 005	13.04.2022-20.04.2022	4 591 487	1.21%
FI 	1 003	13.04.2022-20.04.2022	4 672 932	1.23%
SE 	1 033	13.04.2022-20.04.2022	8 541 497	2.25%

All interviews were carried via **Computer-Assisted Web Interviewing (CAWI)**, using Ipsos online panels and their partner network. Respondents were selected from online access panels, groups of pre-recruited individuals who have agreed to take part in research. **Sampling quota** were set based on age (15-24 year-olds, 25-34 year-olds, 35-44 year-olds, 45-54 year-olds, 55-64 year-olds and 65+ year-olds), gender and geographic region (NUTS1, NUTS2 or NUTS 3, depending on the size of the country and the number of NUTS regions).

Margin of error

Survey results are subject to sampling tolerances. The “margin of error” quantifies uncertainty about (or confidence in) a survey result. As a general rule, the more interviews conducted (sample size), the smaller the margin of error. A sample of 500 will produce a margin of error of not more than 4.4 percentage points, and a sample of 1 000 will produce a margin of error of not more than 3.1 percentage points.

Statistical margins due to sampling tolerances (at the 95% level of confidence)

various sample sizes are in rows / various observed results are in columns

	5%	10%	25%	50%	75%	90%	95%
n=50	±6.0	±8.3	±12.0	±13.9	±12.0	±8.3	±6.0
n=100	±4.3	±5.9	±8.5	±9.8	±8.5	±5.9	±4.3
n=200	±3.0	±4.2	±6.0	±6.9	±6.0	±4.2	±3.0
n=500	±1.9	±2.6	±3.8	±4.4	±3.8	±2.6	±1.9
n=1000	±1.4	±1.9	±2.7	±3.1	±2.7	±1.9	±1.4
n=1500	±1.1	±1.5	±2.2	±2.5	±2.2	±1.5	±1.1
n=2000	±1.0	±1.3	±1.9	±2.2	±1.9	±1.3	±1.0

Questionnaire

ASK ALL

Q1 How often do you ...

[ONE ANSWER PER LINE - RANDOMISE]

Q1_1 ...follow news related to the war in Ukraine?

Q1_2 ...discuss the war in Ukraine with friends and relatives?

(RESPONSE SCALE)

Several times a day	1
Once a day	2
Several times a week	3
Less often	4
Never	5

ASK ALL

Q2 How satisfied or dissatisfied are you with the way the following have reacted to the war in Ukraine?

[ONE ANSWER PER LINE]

Q2_1 (NATIONALITY) authorities

Q2_2 The European Union

Q2_3 NATO

Q2_4 The United Nations

Q2_5 The United States

Q2_6 Citizens in (OUR COUNTRY)

(RESPONSE SCALE)

Very satisfied	1
Rather satisfied	2
Rather not satisfied	3
Not at all satisfied	4
Don't know	998

ASK ALL

Q3 How much do you agree or disagree with each of the following statements?

[ONE ANSWER PER LINE - RANDOMISE, BUT KEEP 1-3, 5-8, 9-10 TOGETHER]

- Q3_1 Since the war in Ukraine started, the European Union has been united in responding to the war
 Q3_2 The European Union was fast in responding to the war in Ukraine
 Q3_3 Since the war started, the European Union has shown solidarity with Ukraine
 Q3_4 The war in Ukraine shows we need greater military cooperation within the EU
 Q3_5 I feel more European since the war in Ukraine
 Q3_6 I feel sympathy towards Ukrainians
 Q3_7 Ukraine is part of the European family
 Q3_8 Ukraine should join the European Union when it is ready
 Q3_9 Russian authorities are responsible first and foremost for the current situation
 Q3_10 A distinction should be made between the Russian leadership and Russian people
 Q3_11 I am personally worried about the war in Ukraine

(RESPONSE SCALE)

Totally agree	1
Tend to agree	2
Tend to disagree	3
Totally disagree	4
Don't know	998

ASK ALL

Q4 For each of the following measures that have been announced by the European Union to respond to the war in Ukraine, please tell me if you approve them or not.

[ONE ANSWER PER LINE - RANDOMISE 1-7]

- Q4_1 Economic sanctions against Russia
 Q4_2 Sanctions against wealthy Russians (oligarchs)
 Q4_3 Financial support to Ukraine
 Q4_4 Financing the purchase and supply of military equipment to Ukraine
 Q4_5 Providing humanitarian support to the people affected by the war
 Q4_6 Banning state-owned Russian media (such as Russia Today and Sputnik) from broadcasting in the EU
 Q4_7 Welcoming in the European Union people fleeing the war

(RESPONSE SCALE)

Economic sanctions against Russia	1
Sanctions against wealthy Russians (oligarchs)	2
Financial support to Ukraine	3
Financing the purchase and supply of military equipment to Ukraine	4
Providing humanitarian support to the people affected by the war	998

ASK ALL

Q5 Generally speaking, how much do you trust the following sources of information regarding the war in Ukraine?

[ONE ANSWER PER LINE]

Q5_1 The (NATIONALITY) authorities

Q5_2 The European authorities

Q5_3 NGOs

Q5_4 Journalists

Q5_5 Social media

(RESPONSE SCALE)

Trust a lot

1

Tend to trust

2

Tend not to trust

3

Do not trust at all

4

Don't know

998

ASK ALL

Q6 How much do you agree or disagree with each of the following statements?

[ONE ANSWER PER LINE - RANDOMISE 1-7]

Q6_1 The EU should reduce its dependency on Russian gas and oil as soon as possible

Q6_2 The war in Ukraine makes it more urgent for EU Member States to invest in renewable energy

Q6_3 The EU should take measures to increase energy efficiency of buildings, transport, and goods

Q6_4 Measures should be taken at the European level to limit the impact of rising energy prices on consumers and companies

Q6_5 Rising energy prices have a significant impact on my purchasing power

Q6_6 Gas storage in the EU should be filled up to avoid risks of shortage for next winter

Q6_7 EU Member States should jointly buy gas from other countries in order to get a better price

(RESPONSE SCALE)

Totally agree

1

Tend to agree

2

Tend to disagree

3

Totally disagree

4

Don't know

998

ASK ALL





























Q7 And you, personally, what kind of action(s) would you be ready to take to cut down on your energy consumption and your energy bills?

(SEVERAL ANSWERS POSSIBLE - RANDOMISE 1-9)





























Unplug your electronic appliances when not in use	1
Use alternatives to your car/motorbike, such as walking, cycling, taking public transport, car sharing	2
Opt for renewable forms of energy at your home (e.g. solar panels etc.)	3
Install equipment at home to control and reduce your energy consumption (e.g. a programmable thermostat)	4
Add better insulation at your home	5
Buy energy efficient equipment (with good energy rating)	6
Reduce room temperature at home or at work	7
Take the train rather than the plane for your journeys	8
Turn off lights when you leave a room for a while, at home or at work	9
Other	10
None	11
Don't know	998

Data annex





























Q1_1 How often do you ...follow news related to the war in Ukraine

		Several times a day	Once a day	Several times a week	Less often	Never
EU27		41	29	19	10	2
BE		27	31	26	14	3
BG		42	30	14	12	2
CZ		32	27	20	17	4
DK		41	26	22	9	2
DE		41	29	20	9	2
EE		51	26	13	8	2
IE		40	31	20	8	2
EL		30	33	17	16	4
ES		39	31	18	11	2
FR		26	33	23	14	3
HR		37	31	18	12	2
IT		58	26	11	4	1
CY		34	32	18	12	4
LV		43	27	16	11	3
LT		55	24	13	7	2
LU		33	28	20	17	3
HU		30	25	28	15	2
MT		35	26	27	11	1
NL		34	31	22	12	2
AT		31	29	25	12	2
PL		52	25	16	6	1
PT		52	23	16	9	1
RO		42	24	18	14	2
SI		25	30	24	19	2
SK		32	24	16	22	6
FI		51	28	13	8	1
SE		44	26	21	9	1





























Q1_2 How often do you ...discuss the war in Ukraine with friends and relatives

		Several times a day	Once a day	Several times a week	Less often	Never
EU27		22	19	34	22	4
BE		10	12	38	33	7
BG		26	25	27	19	4
CZ		18	18	33	26	4
DK		18	15	41	24	2
DE		20	18	38	20	3
EE		24	23	31	19	3
IE		21	23	37	16	3
EL		23	19	30	24	5
ES		24	19	36	18	4
FR		10	18	34	32	6
HR		17	21	36	25	2
IT		37	22	28	12	2
CY		21	23	30	23	3
LV		22	22	32	21	4
LT		30	27	28	12	2
LU		18	18	35	26	3
HU		11	12	37	33	7
MT		24	13	37	25	2
NL		10	16	40	29	5
AT		16	14	43	24	3
PL		31	23	31	14	1
PT		30	17	30	20	4
RO		27	18	29	24	2
SI		12	15	36	34	4
SK		21	19	31	25	4
FI		20	21	35	22	2
SE		19	20	40	19	2





























Q2_1 How satisfied or dissatisfied are you with the way the following have reacted to the war in Ukraine? (NATIONALITY) authorities

		Very satisfied	Rather satisfied	Rather not satisfied	Not at all satisfied	Don't know
EU27		9	45	25	14	7
BE		5	51	21	12	12
BG		3	25	41	24	8
CZ		10	42	27	13	8
DK		20	55	13	5	8
DE		8	41	28	15	8
EE		18	58	12	6	6
IE		17	50	16	13	5
EL		11	20	23	43	3
ES		6	44	28	14	8
FR		6	51	24	12	6
HR		6	45	27	11	11
IT		6	48	28	14	4
CY		8	31	27	27	8
LV		13	51	16	9	12
LT		23	46	15	9	6
LU		8	46	18	15	13
HU		19	33	23	16	9
MT		9	39	26	13	13
NL		6	54	22	9	9
AT		7	42	28	15	8
PL		15	43	22	14	6
PT		6	59	23	6	6
RO		16	47	19	11	7
SI		7	32	29	20	12
SK		6	33	29	26	7
FI		22	58	11	3	7
SE		10	50	21	9	10





























Q2_2 How satisfied or dissatisfied are you with the way the following have reacted to the war in Ukraine? The European Union

		Very satisfied	Rather satisfied	Rather not satisfied	Not at all satisfied	Don't know
EU27		8	43	27	16	6
BE		8	47	23	15	9
BG		4	28	36	24	7
CZ		5	36	35	18	6
DK		17	50	17	8	8
DE		10	43	23	16	8
EE		4	43	37	12	4
IE		12	42	24	18	4
EL		6	23	26	43	2
ES		6	41	32	16	5
FR		7	51	24	14	5
HR		6	37	35	14	7
IT		8	41	30	18	4
CY		8	26	31	32	3
LV		9	42	28	12	9
LT		6	45	33	10	6
LU		7	40	26	22	5
HU		9	44	27	13	8
MT		11	47	25	11	6
NL		9	52	22	10	7
AT		8	39	28	19	7
PL		6	41	35	12	6
PT		8	48	32	8	4
RO		15	48	21	11	6
SI		6	40	31	16	8
SK		7	36	26	25	7
FI		12	54	24	4	7
SE		11	44	24	11	10





























Q2_3 How satisfied or dissatisfied are you with the way the following have reacted to the war in Ukraine? NATO

		Very satisfied	Rather satisfied	Rather not satisfied	Not at all satisfied	Don't know
EU27		9	40	26	17	8
BE		8	44	20	16	12
BG		6	24	31	30	10
CZ		8	34	32	17	10
DK		22	47	14	8	9
DE		13	44	19	15	9
EE		6	41	34	13	6
IE		7	30	27	27	10
EL		5	19	26	48	3
ES		5	37	30	21	8
FR		4	43	27	15	11
HR		4	31	37	19	9
IT		7	32	33	24	5
CY		4	14	23	49	10
LV		9	39	27	13	12
LT		10	42	30	10	9
LU		10	35	22	24	8
HU		11	48	23	9	10
MT		5	34	30	17	14
NL		10	50	22	9	9
AT		9	35	26	19	11
PL		12	49	24	9	6
PT		6	42	35	11	6
RO		18	44	19	11	8
SI		6	34	28	21	11
SK		9	33	24	27	7
FI		10	45	27	7	11
SE		10	38	26	11	15





























Q2_4 How satisfied or dissatisfied are you with the way the following have reacted to the war in Ukraine? The United Nations

		Very satisfied	Rather satisfied	Rather not satisfied	Not at all satisfied	Don't know
EU27		6	34	30	19	11
BE		5	39	23	20	14
BG		3	23	34	23	17
CZ		3	27	34	20	16
DK		14	42	18	10	17
DE		9	38	25	17	11
EE		4	30	31	22	14
IE		6	26	30	29	10
EL		3	16	33	44	5
ES		5	32	33	22	8
FR		4	35	32	16	14
HR		3	24	38	23	12
IT		4	25	37	27	7
CY		2	16	29	44	9
LV		5	28	30	21	17
LT		5	32	33	17	13
LU		6	31	27	23	13
HU		6	39	27	13	15
MT		3	29	36	18	14
NL		5	44	26	11	14
AT		6	31	29	19	15
PL		7	40	28	14	11
PT		6	40	37	13	5
RO		12	42	21	14	10
SI		3	29	33	24	11
SK		5	26	28	27	15
FI		7	36	29	11	17
SE		6	31	29	16	19





























Q2_5 How satisfied or dissatisfied are you with the way the following have reacted to the war in Ukraine? The United States

		Very satisfied	Rather satisfied	Rather not satisfied	Not at all satisfied	Don't know
EU27		9	38	25	19	9
BE		6	42	21	18	14
BG		5	20	23	43	9
CZ		8	34	27	19	12
DK		18	47	16	7	13
DE		12	44	18	16	10
EE		11	47	25	11	7
IE		9	35	26	22	8
EL		6	18	22	51	4
ES		5	37	29	21	8
FR		6	38	29	18	10
HR		6	28	30	27	9
IT		5	27	34	29	6
CY		5	13	20	54	8
LV		13	40	21	14	12
LT		15	46	19	11	9
LU		7	33	26	27	8
HU		6	30	27	24	13
MT		5	31	28	23	14
NL		8	47	23	10	11
AT		9	29	27	24	10
PL		23	50	14	6	7
PT		8	43	31	12	7
RO		17	42	18	14	8
SI		4	23	29	33	11
SK		6	25	23	36	10
FI		13	48	21	5	13
SE		8	40	24	12	16





























Q2_6 How satisfied or dissatisfied are you with the way the following have reacted to the war in Ukraine? Citizens in (OUR COUNTRY)

		Very satisfied	Rather satisfied	Rather not satisfied	Not at all satisfied	Don't know
EU27		20	49	16	7	8
BE		15	52	12	6	15
BG		7	43	34	8	9
CZ		18	46	20	10	6
DK		28	53	8	3	8
DE		18	50	14	9	10
EE		26	59	9	3	3
IE		37	44	9	6	4
EL		10	42	30	13	6
ES		19	51	15	8	8
FR		10	57	17	7	10
HR		20	49	16	5	10
IT		13	48	24	9	6
CY		11	43	26	11	9
LV		13	52	19	5	12
LT		27	54	10	5	4
LU		14	46	15	9	16
HU		21	45	18	8	8
MT		15	47	20	10	8
NL		17	58	10	4	11
AT		20	44	18	7	10
PL		50	37	6	4	3
PT		25	54	13	4	5
RO		35	47	9	4	5
SI		12	52	18	8	10
SK		8	37	33	14	8
FI		25	58	9	3	5
SE		20	51	14	5	11





























Q3_1 How much do you agree or disagree with each of the following statements? Since the war in Ukraine started, the EU has been united in responding to the war

		Totally agree	Tend to agree	Tend to disagree	Totally disagree	Don't know
EU27		15	47	22	8	8
BE		13	52	15	7	12
BG		13	38	26	14	9
CZ		7	40	33	10	11
DK		29	51	10	4	6
DE		15	40	26	9	10
EE		7	47	32	9	6
IE		19	50	18	7	6
EL		11	36	33	16	4
ES		17	51	18	8	7
FR		13	56	17	8	7
HR		11	48	24	10	7
IT		14	49	21	10	6
CY		10	45	27	13	4
LV		11	45	27	7	10
LT		11	38	39	9	4
LU		12	47	23	10	9
HU		9	41	29	12	9
MT		16	52	20	6	6
NL		16	51	19	5	9
AT		10	41	28	9	12
PL		16	49	22	7	6
PT		24	53	16	3	4
RO		23	46	20	4	6
SI		9	41	33	7	10
SK		13	40	26	9	11
FI		22	55	11	2	10
SE		23	48	16	4	10





























Q3_2 How much do you agree or disagree with each of the following statements? The European Union was fast in responding to the war in Ukraine

		Totally agree	Tend to agree	Tend to disagree	Totally disagree	Don't know
EU27		13	45	26	9	7
BE		12	45	23	9	10
BG		9	38	29	14	10
CZ		8	41	32	9	10
DK		26	45	17	6	6
DE		13	45	25	8	8
EE		8	42	35	11	5
IE		16	44	24	10	6
EL		10	35	32	20	5
ES		10	41	31	13	6
FR		13	52	21	8	6
HR		7	43	32	12	7
IT		11	46	27	10	6
CY		11	41	27	15	6
LV		12	43	29	7	10
LT		10	40	36	9	5
LU		11	45	27	11	7
HU		10	47	25	9	10
MT		13	45	28	8	7
NL		15	48	22	9	7
AT		13	40	26	12	9
PL		12	47	27	8	6
PT		12	45	31	7	5
RO		21	44	24	5	7
SI		9	51	26	8	6
SK		13	46	23	9	9
FI		17	51	20	4	8
SE		23	44	17	5	11





























Q3_3 How much do you agree or disagree with each of the following statements? Since the war started, the EU has shown solidarity with Ukraine

		Totally agree	Tend to agree	Tend to disagree	Totally disagree	Don't know
EU27		23	55	12	4	5
BE		22	56	12	4	6
BG		24	47	16	7	7
CZ		21	60	10	4	5
DK		40	45	8	3	5
DE		26	54	11	5	5
EE		17	60	15	5	4
IE		28	53	10	5	4
EL		16	50	21	9	4
ES		19	58	14	5	4
FR		17	60	13	4	6
HR		18	57	15	5	5
IT		28	58	9	3	3
CY		20	51	16	7	5
LV		22	58	9	4	7
LT		17	57	17	5	5
LU		24	56	12	3	6
HU		21	54	12	5	8
MT		29	57	8	2	4
NL		27	50	13	4	7
AT		20	56	12	4	7
PL		17	55	17	6	6
PT		35	55	8	1	2
RO		26	52	14	3	6
SI		15	62	14	4	5
SK		25	53	10	6	6
FI		30	55	7	2	6
SE		36	45	10	3	6





























Q3_4 How much do you agree or disagree with each of the following statements? The war in Ukraine shows we need greater military cooperation within the EU

		Totally agree	Tend to agree	Tend to disagree	Totally disagree	Don't know
EU27		37	39	10	8	8
BE		37	38	9	7	10
BG		25	29	16	21	9
CZ		27	42	13	8	9
DK		27	35	14	13	11
DE		42	36	8	7	6
EE		48	37	7	4	4
IE		36	34	12	11	7
EL		30	33	14	18	5
ES		33	39	11	7	10
FR		34	43	9	7	8
HR		36	42	9	8	5
IT		35	39	10	8	8
CY		35	30	13	18	5
LV		40	32	9	9	10
LT		48	36	8	4	4
LU		37	35	12	12	3
HU		22	41	15	11	11
MT		33	42	11	9	5
NL		41	38	8	5	8
AT		27	35	16	14	8
PL		43	41	6	4	5
PT		49	38	6	3	4
RO		41	40	7	5	7
SI		19	40	19	13	9
SK		25	41	13	12	9
FI		47	38	6	2	7
SE		38	35	12	7	8





























Q3_5 How much do you agree or disagree with each of the following statements? I feel more European since the war in Ukraine

		Totally agree	Tend to agree	Tend to disagree	Totally disagree	Don't know
EU27		13	30	25	21	12
BE		9	22	28	28	13
BG		11	20	25	35	9
CZ		14	33	24	16	14
DK		13	28	17	23	19
DE		14	26	26	21	13
EE		19	36	21	11	14
IE		16	30	21	20	14
EL		8	17	30	42	3
ES		13	32	24	20	12
FR		8	29	28	26	10
HR		8	30	26	26	11
IT		14	32	26	18	11
CY		5	14	31	45	5
LV		23	37	15	11	14
LT		27	40	11	11	12
LU		10	22	25	33	11
HU		9	27	25	26	14
MT		12	30	24	18	16
NL		8	26	24	29	13
AT		11	24	30	24	12
PL		19	41	18	10	13
PT		14	35	24	18	10
RO		15	31	25	19	11
SI		7	28	31	25	10
SK		13	32	24	19	12
FI		18	39	17	10	16
SE		11	28	22	25	14





























Q3_6 How much do you agree or disagree with each of the following statements? I feel sympathy towards Ukrainians

	Totally agree	Tend to agree	Tend to disagree	Totally disagree	Don't know
EU27 	54	35	6	3	2
BE 	44	43	6	3	3
BG 	39	34	15	10	3
CZ 	42	41	8	4	5
DK 	70	22	5	2	2
DE 	54	35	6	3	3
EE 	60	30	4	3	4
IE 	77	18	2	2	2
EL 	56	27	8	6	2
ES 	55	36	5	2	2
FR 	45	43	6	4	3
HR 	62	30	4	2	2
IT 	54	34	7	3	2
CY 	51	31	9	6	3
LV 	63	25	4	4	4
LT 	76	18	3	2	2
LU 	57	30	7	4	3
HU 	34	43	11	8	4
MT 	73	23	2	1	1
NL 	55	37	4	3	1
AT 	53	32	7	4	3
PL 	68	25	4	2	2
PT 	55	39	4	1	2
RO 	54	36	6	2	2
SI 	44	42	7	4	3
SK 	39	41	10	6	5
FI 	76	18	3	1	1
SE 	79	15	4	1	1





























Q3_7 How much do you agree or disagree with each of the following statements? Ukraine is part of the European family

		Totally agree	Tend to agree	Tend to disagree	Totally disagree	Don't know
EU27		31	40	14	8	8
BE		21	40	16	9	14
BG		21	27	22	20	10
CZ		24	41	18	7	10
DK		40	40	8	5	8
DE		32	39	14	8	9
EE		48	35	8	3	6
IE		54	27	9	5	6
EL		23	34	20	18	5
ES		31	46	11	5	8
FR		19	46	15	10	9
HR		39	41	9	5	8
IT		30	38	15	8	9
CY		17	31	24	21	8
LV		37	31	11	10	11
LT		54	28	8	5	4
LU		24	34	19	14	10
HU		16	39	22	12	11
MT		39	38	13	4	6
NL		23	43	16	9	9
AT		26	38	19	7	9
PL		44	41	8	3	5
PT		43	43	7	3	5
RO		32	38	16	5	9
SI		24	44	17	7	9
SK		20	37	20	13	11
FI		51	36	5	2	6
SE		55	29	7	2	7





























Q3_8 How much do you agree or disagree with each of the following statements? Ukraine should join the EU when it is ready

		Totally agree	Tend to agree	Tend to disagree	Totally disagree	Don't know
EU27		30	36	12	10	12
BE		23	37	13	12	16
BG		23	28	14	21	14
CZ		24	33	16	14	14
DK		34	33	10	7	15
DE		26	35	14	12	13
EE		49	34	6	5	6
IE		53	26	7	7	7
EL		23	31	14	23	10
ES		33	42	8	6	12
FR		20	36	15	13	16
HR		38	39	8	7	9
IT		32	38	11	10	10
CY		23	33	14	20	10
LV		41	28	9	10	12
LT		58	24	5	6	7
LU		24	28	18	20	11
HU		15	33	19	18	16
MT		44	33	9	4	9
NL		25	37	13	11	14
AT		23	31	21	15	11
PL		43	38	7	4	8
PT		48	39	6	3	5
RO		34	37	10	6	13
SI		23	41	14	9	13
SK		22	32	17	17	12
FI		42	35	6	3	14
SE		47	26	7	5	15





























Q3_9 How much do you agree or disagree with each of the following statements? Russian authorities are responsible first and foremost for the current situation

		Totally agree	Tend to agree	Tend to disagree	Totally disagree	Don't know
EU27		52	26	10	7	5
BE		53	23	9	6	9
BG		27	19	21	25	8
CZ		35	26	16	10	13
DK		64	23	5	4	4
DE		58	24	8	7	4
EE		70	17	6	4	4
IE		67	20	6	6	3
EL		27	24	23	22	4
ES		53	29	9	5	5
FR		49	29	10	7	5
HR		51	27	10	7	4
IT		39	34	14	7	6
CY		21	24	28	23	4
LV		57	19	8	7	9
LT		68	17	6	4	5
LU		44	22	16	12	6
HU		29	28	20	14	10
MT		60	23	10	4	3
NL		66	22	5	2	4
AT		47	25	13	10	6
PL		67	24	5	2	3
PT		67	21	7	2	3
RO		52	25	11	5	8
SI		26	29	26	13	7
SK		31	24	18	18	10
FI		69	21	4	2	4
SE		70	18	5	4	3





























Q3_10 How much do you agree or disagree with each of the following statements? A distinction should be made between the Russian leadership and Russian people

		Totally agree	Tend to agree	Tend to disagree	Totally disagree	Don't know
EU27		43	39	10	4	5
BE		46	38	7	4	5
BG		45	31	12	8	4
CZ		39	42	10	5	5
DK		48	35	10	5	3
DE		43	38	10	4	5
EE		24	37	24	12	3
IE		47	36	9	5	4
EL		37	29	14	13	7
ES		48	38	8	3	3
FR		49	38	8	2	3
HR		47	38	9	4	2
IT		38	44	11	3	5
CY		40	29	14	12	6
LV		31	34	21	8	7
LT		26	35	22	13	4
LU		50	36	8	3	4
HU		38	45	9	3	5
MT		56	33	7	1	3
NL		50	34	8	4	4
AT		42	39	11	4	5
PL		26	40	18	11	5
PT		56	34	6	2	2
RO		42	38	11	4	5
SI		38	46	9	4	3
SK		36	41	12	5	7
FI		43	38	10	3	6
SE		51	34	8	4	2





























Q3_11 How much do you agree or disagree with each of the following statements? I am personally worried about the war in Ukraine

		Totally agree	Tend to agree	Tend to disagree	Totally disagree	Don't know
EU27		37	44	11	6	2
BE		31	45	14	8	3
BG		44	33	12	9	3
CZ		39	42	12	4	3
DK		43	39	11	5	3
DE		42	41	10	5	3
EE		56	34	6	3	2
IE		46	39	8	5	2
EL		41	37	13	7	2
ES		27	48	14	8	4
FR		23	52	13	9	3
HR		38	43	11	6	2
IT		44	46	6	4	1
CY		46	36	9	7	3
LV		58	29	6	5	2
LT		55	33	7	5	1
LU		41	38	9	8	3
HU		33	43	13	8	3
MT		54	37	5	2	1
NL		32	47	12	6	3
AT		31	42	17	7	2
PL		45	42	7	4	2
PT		66	30	3	1	1
RO		35	44	13	6	3
SI		27	51	12	8	2
SK		24	45	17	9	5
FI		35	44	14	4	3
SE		35	41	15	8	2





























Q4_1 For each of the following measures that have been announced by the EU to respond to the war in Ukraine, please tell me if you approve them or not. Economic sanctions against Russia

		Fully approve	Tend to approve	Tend to disapprove	Fully disapprove	Don't know
EU27		55	25	9	7	4
BE		51	28	9	6	6
BG		24	20	22	29	5
CZ		46	28	13	7	6
DK		70	17	6	4	3
DE		57	25	7	8	3
EE		73	14	6	5	2
IE		68	18	6	6	3
EL		33	21	19	24	3
ES		58	24	8	5	5
FR		49	32	10	5	5
HR		55	27	9	5	4
IT		48	29	10	9	4
CY		25	23	19	29	3
LV		56	15	12	12	6
LT		71	15	8	4	2
LU		50	23	11	13	3
HU		29	30	20	12	8
MT		64	21	7	4	3
NL		66	21	6	3	4
AT		41	29	16	9	5
PL		73	19	4	3	2
PT		73	20	4	1	2
RO		56	25	9	5	5
SI		30	36	19	10	6
SK		34	22	18	20	7
FI		78	13	5	1	3
SE		68	16	7	4	6





























Q4_2 For each of the following measures that have been announced by the EU to respond to the war in Ukraine, please tell me if you approve them or not. Sanctions against wealthy Russians (oligarchs)

		Fully approve	Tend to approve	Tend to disapprove	Fully disapprove	Don't know
EU27		55	24	9	6	6
BE		51	25	8	6	9
BG		33	25	20	14	9
CZ		48	26	13	5	8
DK		65	19	6	4	6
DE		57	23	7	8	5
EE		69	19	5	3	5
IE		71	15	6	4	4
EL		31	21	19	24	5
ES		56	25	7	4	7
FR		50	28	9	5	8
HR		54	25	9	7	5
IT		51	27	10	8	4
CY		25	21	23	25	6
LV		55	23	9	4	9
LT		72	17	5	2	4
LU		49	18	13	11	8
HU		36	28	17	9	10
MT		62	19	11	4	5
NL		62	21	8	4	5
AT		44	27	14	9	7
PL		72	19	4	2	3
PT		69	22	5	1	4
RO		51	26	10	5	8
SI		34	33	17	8	8
SK		38	26	16	13	8
FI		75	15	5	1	4
SE		64	17	7	4	9





























Q4_3 For each of the following measures that have been announced by the EU to respond to the war in Ukraine, please tell me if you approve them or not. Financial support to Ukraine

		Fully approve	Tend to approve	Tend to disapprove	Fully disapprove	Don't know
EU27		42	38	9	7	4
BE		32	42	11	8	8
BG		22	33	21	18	6
CZ		31	41	16	7	4
DK		52	34	7	3	4
DE		43	36	9	8	4
EE		62	26	7	3	2
IE		64	24	5	4	2
EL		38	37	12	12	2
ES		40	43	7	5	6
FR		32	45	11	6	6
HR		53	35	6	3	3
IT		39	39	9	9	4
CY		35	38	14	12	2
LV		50	30	8	6	7
LT		64	25	6	4	2
LU		43	37	9	9	3
HU		26	40	16	10	8
MT		63	30	4	2	1
NL		46	39	9	3	3
AT		36	40	12	7	4
PL		56	34	5	3	3
PT		58	34	4	2	2
RO		47	35	9	4	5
SI		25	52	13	6	5
SK		25	39	18	14	5
FI		68	24	5	1	2
SE		63	25	6	3	3





























Q4_4 For each of the following measures that have been announced by the EU to respond to the war in Ukraine, please tell me if you approve them or not. Financing the purchase and supply of military equipment to Ukraine

		Fully approve	Tend to approve	Tend to disapprove	Fully disapprove	Don't know
EU27		33	34	13	13	8
BE		30	33	15	11	11
BG		14	16	22	40	7
CZ		29	31	16	18	6
DK		40	36	9	5	10
DE		31	34	13	13	9
EE		66	22	5	6	2
IE		48	29	10	8	5
EL		16	24	19	38	3
ES		32	34	14	11	9
FR		30	39	13	9	9
HR		42	32	12	8	6
IT		23	36	16	18	7
CY		13	18	24	40	5
LV		48	24	8	12	8
LT		60	24	6	6	4
LU		27	35	14	19	5
HU		18	25	24	24	10
MT		43	31	9	11	6
NL		37	39	9	6	9
AT		23	31	19	19	9
PL		55	32	5	4	4
PT		48	35	10	4	4
RO		38	34	11	10	9
SI		16	33	26	17	9
SK		17	27	19	32	6
FI		65	26	4	2	4
SE		48	27	11	7	8





























Q4_5 For each of the following measures that have been announced by the EU to respond to the war in Ukraine, please tell me if you approve them or not. Providing humanitarian support to the people affected by the war

		Fully approve	Tend to approve	Tend to disapprove	Fully disapprove	Don't know
EU27		64	29	4	2	2
BE		56	34	5	3	3
BG		54	36	6	3	1
CZ		50	41	5	2	2
DK		67	27	3	1	2
DE		64	28	4	3	2
EE		74	22	2	1	1
IE		79	15	3	2	1
EL		76	19	3	2	0
ES		60	33	4	2	1
FR		56	37	3	2	2
HR		77	19	3	1	1
IT		68	25	4	3	1
CY		77	18	2	1	1
LV		68	25	4	1	2
LT		75	21	2	1	1
LU		73	22	3	2	1
HU		57	34	5	3	2
MT		82	17	1	0	0
NL		68	27	3	2	1
AT		63	29	5	2	2
PL		69	27	2	1	1
PT		80	18	1	0	1
RO		61	31	4	2	2
SI		53	42	3	1	1
SK		51	40	5	3	2
FI		83	13	2	1	1
SE		80	14	4	2	1





























Q4_6 For each of the following measures that have been announced by the EU to respond to the war in Ukraine, please tell me if you approve them or not. Banning state-owned Russian media from broadcasting in the EU

		Fully approve	Tend to approve	Tend to disapprove	Fully disapprove	Don't know
EU27		41	25	14	12	9
BE		42	24	14	10	10
BG		18	15	27	32	9
CZ		32	25	19	13	11
DK		47	22	13	9	9
DE		39	25	14	12	9
EE		67	16	8	6	3
IE		59	19	10	8	4
EL		17	15	23	41	4
ES		37	24	16	11	11
FR		39	28	12	11	10
HR		41	26	15	12	7
IT		34	29	13	12	11
CY		14	15	24	42	6
LV		48	16	14	14	8
LT		60	17	11	6	6
LU		38	20	16	20	6
HU		27	27	23	13	11
MT		45	23	20	8	5
NL		48	22	15	7	8
AT		30	27	19	17	8
PL		64	24	6	3	4
PT		53	26	11	4	6
RO		42	24	15	8	11
SI		21	28	29	15	9
SK		25	21	23	23	9
FI		63	21	6	3	7
SE		51	20	10	8	11





























Q4_7 For each of the following measures that have been announced by the EU to respond to the war in Ukraine, please tell me if you approve them or not. Welcoming in the EU people fleeing the war

		Fully approve	Tend to approve	Tend to disapprove	Fully disapprove	Don't know
EU27		55	34	6	3	3
BE		42	44	7	4	3
BG		36	40	13	7	5
CZ		33	44	12	6	5
DK		57	32	6	2	3
DE		56	31	7	3	2
EE		59	32	5	2	2
IE		66	24	5	3	2
EL		59	32	5	4	1
ES		54	37	4	3	2
FR		45	40	7	4	4
HR		68	27	3	1	1
IT		60	31	3	4	2
CY		56	34	4	5	1
LV		52	35	6	3	4
LT		65	25	6	3	1
LU		60	29	5	4	1
HU		48	38	8	3	3
MT		68	27	3	1	2
NL		54	36	7	2	2
AT		49	36	8	4	3
PL		61	31	3	3	2
PT		73	24	3	1	1
RO		54	33	5	3	4
SI		36	54	6	2	2
SK		35	42	13	6	5
FI		76	19	3	1	1
SE		70	21	6	2	2





























Q5_1 Generally speaking, how much do you trust the following sources of information regarding the war in Ukraine? The (NATIONALITY) authorities

		Trust a lot	Tend to trust	Tend not to trust	Do not trust at all	Don't know
EU27		13	50	19	13	5
BE		12	56	16	10	7
BG		5	30	33	28	5
CZ		11	50	21	12	6
DK		33	48	10	5	4
DE		16	51	18	11	4
EE		29	51	10	6	5
IE		24	52	12	11	2
EL		11	28	23	37	1
ES		8	49	23	14	5
FR		13	57	15	12	4
HR		7	49	25	15	5
IT		9	52	22	12	5
CY		7	37	26	28	3
LV		14	51	16	12	7
LT		20	53	14	9	4
LU		20	45	17	13	4
HU		10	34	29	20	6
MT		16	48	23	8	6
NL		18	55	13	8	7
AT		13	49	21	13	4
PL		10	43	23	17	6
PT		21	64	9	4	3
RO		14	49	23	12	3
SI		5	36	34	19	6
SK		7	36	25	26	6
FI		32	59	5	2	2
SE		28	50	13	6	4





























Q5_2 Generally speaking, how much do you trust the following sources of information regarding the war in Ukraine? The European authorities

		Trust a lot	Tend to trust	Tend not to trust	Do not trust at all	Don't know
EU27		12	52	19	12	5
BE		12	55	14	11	8
BG		8	33	30	25	4
CZ		8	47	23	15	7
DK		27	51	11	6	5
DE		15	52	17	12	5
EE		18	58	12	5	7
IE		20	55	12	10	3
EL		9	30	29	31	1
ES		10	52	23	11	5
FR		12	55	17	12	4
HR		6	55	21	12	5
IT		9	52	22	12	5
CY		8	34	27	29	3
LV		12	55	14	10	9
LT		15	61	13	7	4
LU		13	48	18	18	4
HU		7	52	23	13	6
MT		17	59	13	6	5
NL		16	56	12	8	8
AT		12	47	21	16	5
PL		9	54	20	9	8
PT		19	66	9	3	3
RO		21	47	17	10	5
SI		6	44	28	16	6
SK		9	40	24	22	6
FI		18	67	8	2	5
SE		20	55	13	5	6





























Q5_3 Generally speaking, how much do you trust the following sources of information regarding the war in Ukraine? NGOs

		Trust a lot	Tend to trust	Tend not to trust	Do not trust at all	Don't know
EU27		11	42	20	12	16
BE		10	46	19	9	18
BG		5	40	30	17	8
CZ		7	39	25	15	13
DK		15	38	15	5	27
DE		9	27	19	11	33
EE		8	47	20	5	21
IE		16	43	13	10	18
EL		3	18	29	45	5
ES		15	49	18	13	6
FR		15	52	16	10	7
HR		10	50	22	9	9
IT		10	42	27	14	8
CY		4	28	23	27	18
LV		7	43	17	7	26
LT		13	60	14	4	9
LU		14	41	18	14	14
HU		8	44	25	12	11
MT		12	57	17	8	6
NL		8	30	14	8	41
AT		11	34	24	15	17
PL		15	50	14	7	14
PT		18	62	11	3	6
RO		13	46	21	12	9
SI		3	25	29	16	27
SK		7	36	24	21	12
FI		10	59	14	2	16
SE		9	42	28	6	16





























Q5_4 Generally speaking, how much do you trust the following sources of information regarding the war in Ukraine? Journalists

		Trust a lot	Tend to trust	Tend not to trust	Do not trust at all	Don't know
EU27		10	46	22	15	7
BE		11	49	19	12	9
BG		3	31	33	27	6
CZ		4	40	28	22	6
DK		15	51	18	7	10
DE		13	47	20	13	7
EE		11	56	17	8	8
IE		15	51	19	11	5
EL		2	21	28	48	1
ES		10	49	22	14	5
FR		9	50	21	15	5
HR		4	45	26	19	6
IT		5	41	30	17	7
CY		3	29	35	29	4
LV		6	50	21	12	12
LT		8	54	18	12	8
LU		9	43	23	20	5
HU		2	32	36	21	10
MT		11	55	19	7	8
NL		20	52	12	7	10
AT		11	44	23	15	7
PL		12	53	18	9	8
PT		14	59	15	7	5
RO		11	42	25	16	7
SI		6	35	31	21	6
SK		4	35	25	28	7
FI		9	59	18	4	10
SE		12	51	21	10	7





























Q5_5 Generally speaking, how much do you trust the following sources of information regarding the war in Ukraine? Social media

		Trust a lot	Tend to trust	Tend not to trust	Do not trust at all	Don't know
EU27		3	25	38	25	9
BE		3	18	40	31	9
BG		4	32	38	20	7
CZ		2	26	42	21	10
DK		4	29	37	17	13
DE		3	22	36	32	8
EE		2	36	37	11	13
IE		3	23	41	26	7
EL		3	32	32	30	2
ES		3	24	39	25	9
FR		3	18	39	31	9
HR		3	33	40	16	8
IT		2	20	45	24	9
CY		1	27	35	33	4
LV		3	36	37	14	11
LT		5	43	33	8	11
LU		1	25	42	27	5
HU		2	24	39	27	8
MT		3	33	39	18	8
NL		3	26	38	21	13
AT		3	22	39	30	7
PL		6	43	28	9	14
PT		3	31	42	17	8
RO		5	31	38	19	8
SI		2	22	42	26	7
SK		2	20	43	25	10
FI		2	25	49	11	13
SE		3	21	44	26	7





























Q6_1 How much do you agree or disagree with each of the following statements? The EU should reduce its dependency on Russian gas and oil as soon as possible

		Totally agree	Tend to agree	Tend to disagree	Totally disagree	Don't know
EU27		56	29	7	4	4
BE		57	30	6	3	5
BG		35	28	17	14	7
CZ		44	32	11	5	7
DK		69	19	7	2	3
DE		57	26	8	6	3
EE		68	18	6	3	5
IE		71	19	4	3	3
EL		43	28	12	11	6
ES		58	29	6	3	4
FR		50	37	6	3	5
HR		59	29	6	3	3
IT		54	32	8	3	3
CY		38	31	14	12	5
LV		53	19	10	10	9
LT		66	19	7	4	4
LU		57	22	9	8	3
HU		35	33	15	10	9
MT		71	22	4	1	2
NL		64	27	4	2	3
AT		51	30	10	5	4
PL		63	28	4	2	3
PT		79	17	2	0	1
RO		56	29	7	3	6
SI		40	39	12	6	4
SK		29	30	17	16	8
FI		73	19	4	1	3
SE		71	18	5	3	4





























Q6_2 How much do you agree or disagree with each of the following statements? The war in Ukraine makes it more urgent for EU Member States to invest in renewable energy

		Totally agree	Tend to agree	Tend to disagree	Totally disagree	Don't know
EU27		50	34	7	4	5
BE		46	35	8	5	7
BG		35	38	11	6	10
CZ		35	43	11	4	8
DK		57	27	6	3	8
DE		52	30	8	6	5
EE		38	40	10	4	8
IE		61	25	6	5	3
EL		47	32	9	8	4
ES		56	33	5	3	2
FR		38	42	7	5	8
HR		53	35	6	2	5
IT		54	35	5	3	3
CY		60	28	5	4	4
LV		40	36	8	4	12
LT		51	33	6	3	8
LU		52	27	8	8	4
HU		43	39	8	3	7
MT		68	24	2	2	3
NL		54	32	5	3	6
AT		53	30	9	4	5
PL		51	36	5	3	5
PT		71	24	2	1	3
RO		51	34	7	2	6
SI		45	42	7	3	3
SK		33	43	10	5	8
FI		50	35	7	2	7
SE		50	29	8	5	9





























Q6_3 How much do you agree or disagree with each of the following statements? The EU should take measures to increase energy efficiency of buildings, transport, and goods

		Totally agree	Tend to agree	Tend to disagree	Totally disagree	Don't know
EU27		45	40	6	3	6
BE		46	39	5	3	8
BG		51	33	6	4	6
CZ		32	47	7	3	11
DK		49	34	6	2	9
DE		39	38	10	4	9
EE		41	45	5	3	6
IE		63	28	5	3	2
EL		50	37	7	3	4
ES		53	37	6	2	3
FR		37	49	6	3	5
HR		57	35	4	1	2
IT		49	40	5	2	4
CY		63	27	3	3	5
LV		46	41	4	3	6
LT		43	42	5	1	9
LU		45	38	7	4	6
HU		41	44	7	3	6
MT		66	29	2	1	2
NL		51	35	6	2	6
AT		42	39	8	3	9
PL		47	44	4	1	5
PT		72	26	1	0	1
RO		53	36	5	1	5
SI		40	50	6	1	3
SK		31	45	9	4	10
FI		40	43	8	1	9
SE		48	33	8	3	9





























Q6_4 How much do you agree or disagree with each of the following statements?
Measures should be taken at the European level to limit the impact of rising energy prices on consumers and companies

		Totally agree	Tend to agree	Tend to disagree	Totally disagree	Don't know
EU27		55	35	5	2	4
BE		58	32	5	1	3
BG		63	26	5	2	5
CZ		53	35	6	1	5
DK		48	34	8	2	9
DE		56	33	6	2	4
EE		52	37	6	1	4
IE		59	32	4	2	2
EL		74	21	3	2	1
ES		61	33	3	2	2
FR		45	44	4	2	4
HR		63	31	3	1	2
IT		55	35	5	2	2
CY		73	21	3	1	2
LV		65	28	3	1	4
LT		55	39	3	0	3
LU		50	41	4	2	4
HU		40	42	8	3	7
MT		68	29	2	0	2
NL		55	35	5	2	4
AT		56	33	6	2	4
PL		55	37	3	1	4
PT		74	24	1	0	1
RO		64	29	3	2	3
SI		44	46	5	2	3
SK		36	41	10	5	8
FI		53	36	5	1	5
SE		49	33	7	2	9





























Q6_5 How much do you agree or disagree with each of the following statements? Rising energy prices have a significant impact on my purchasing power

		Totally agree	Tend to agree	Tend to disagree	Totally disagree	Don't know
EU27		48	38	9	3	3
BE		49	36	8	3	4
BG		67	21	4	3	4
CZ		48	39	8	2	4
DK		40	37	14	4	5
DE		49	33	11	4	3
EE		44	40	11	2	3
IE		49	37	9	2	3
EL		72	22	3	2	1
ES		48	39	9	3	2
FR		46	42	8	2	2
HR		54	35	8	2	2
IT		43	43	8	2	3
CY		71	21	4	2	2
LV		53	35	9	1	2
LT		49	39	7	1	4
LU		45	37	12	2	4
HU		46	40	8	3	4
MT		47	36	8	2	7
NL		43	38	12	4	3
AT		45	35	14	3	4
PL		45	41	6	2	7
PT		68	28	2	0	2
RO		58	33	5	2	2
SI		43	48	5	2	3
SK		48	39	8	2	3
FI		34	40	18	4	5
SE		36	37	15	7	6

Q6_6 How much do you agree or disagree with each of the following statements? Gas storage in the EU should be filled up to avoid risks of shortage for next winter

		Totally agree	Tend to agree	Tend to disagree	Totally disagree	Don't know
EU27		48	39	6	2	6
BE		42	41	5	3	8
BG		46	36	6	3	9
CZ		55	36	4	2	4
DK		41	36	9	2	12
DE		59	29	6	2	4
EE		52	36	4	1	7
IE		53	33	6	2	6
EL		52	36	5	2	5
ES		42	40	8	2	7
FR		35	49	5	3	8
HR		54	37	4	1	4
IT		46	42	5	3	4
CY		52	35	6	2	6
LV		60	32	4	1	4
LT		56	34	3	1	6
LU		50	38	5	2	5
HU		45	43	5	2	5
MT		58	36	1	1	4
NL		53	36	5	2	5
AT		49	37	7	2	5
PL		50	39	4	1	6
PT		57	36	2	0	5
RO		56	34	4	2	5
SI		36	50	6	2	6
SK		44	43	5	2	6
FI		40	42	4	1	13
SE		39	33	9	4	16

Q6_7 How much do you agree or disagree with each of the following statements? EU Member States should jointly buy gas from other countries in order to get a better price

		Totally agree	Tend to agree	Tend to disagree	Totally disagree	Don't know
EU27		49	36	6	4	6
BE		51	34	5	3	7
BG		35	31	12	10	13
CZ		41	40	7	4	8
DK		53	32	7	2	7
DE		52	31	7	4	6
EE		49	36	4	3	8
IE		54	31	5	4	7
EL		51	31	8	4	6
ES		50	37	5	3	5
FR		44	40	6	4	6
HR		48	37	6	2	7
IT		49	39	5	3	4
CY		45	33	8	7	7
LV		50	33	5	4	8
LT		53	37	3	2	5
LU		44	37	7	6	5
HU		29	38	14	7	12
MT		61	31	3	1	5
NL		52	34	5	2	7
AT		43	35	10	5	7
PL		52	36	4	2	6
PT		65	30	1	1	3
RO		51	36	5	3	6
SI		37	46	7	4	6
SK		32	37	12	8	10
FI		43	41	5	1	11
SE		44	31	8	3	12

Q7 And you, personally, what kind of action(s) would you be ready to take to cut down on your energy consumption and your energy bills? [MULTIPLE ANSWERS]

		Unplug your electronic appliances when not in use	Use alternatives to your car/motorbike, such as walking, cycling, taking public transport, car sharing	Opt for renewable forms of energy at your home (e.g. solar panels etc.)	Install equipment at home to control and reduce your energy consumption (e.g. a programmable thermostat)	Add better insulation at your home	Buy energy efficient equipment (with good energy rating)	Reduce room temperature at home or at work	Take the train rather than the plane for your journeys	Turn off lights when you leave a room for a while, at home or at work	Other	None	Don't know
EU27		61	44	35	31	31	41	52	27	73	5	3	2
BE		60	40	36	26	33	46	64	21	77	5	4	3
BG		55	42	36	26	49	40	35	18	63	2	4	2
CZ		53	38	28	29	23	37	46	30	63	4	5	4
DK		48	41	27	27	19	41	58	21	74	7	3	3
DE		61	46	30	27	19	31	59	36	77	8	3	2
EE		60	47	35	36	47	57	39	22	83	4	2	1
IE		69	41	43	39	47	53	54	18	80	6	3	2
EL		54	47	49	30	39	37	37	15	66	3	5	3
ES		66	52	36	35	35	38	45	23	72	4	3	2
FR		64	36	25	29	29	40	53	24	71	4	4	2
HR		65	43	47	31	49	38	49	20	73	3	2	1
IT		60	41	43	30	28	44	56	20	71	3	2	2
CY		62	34	64	36	43	50	33	9	74	3	1	2
LV		58	27	32	26	30	41	28	14	71	3	3	4
LT		69	34	26	18	33	40	27	11	67	3	4	4
LU		56	46	43	42	32	49	53	33	80	8	4	2
HU		51	42	49	43	49	49	35	33	68	4	3	2
MT		60	45	52	41	35	70	36	10	85	9	0	4
NL		53	49	47	30	39	52	69	22	75	7	2	3
AT		57	47	36	28	23	28	55	38	78	8	2	2
PL		66	48	34	32	34	50	48	32	76	1	2	2
PT		75	54	52	38	44	55	35	24	79	2	1	2
RO		66	47	37	40	46	50	49	21	76	4	2	2
SI		48	39	48	37	46	43	40	23	56	3	2	3
SK		55	42	36	34	35	48	39	37	70	2	5	2
FI		62	48	33	35	22	56	55	38	81	10	2	3
SE		59	45	41	31	24	43	39	38	73	4	3	3

